

## CORNERSTONE® Swing

### THE CORNER IN THE CENTRE

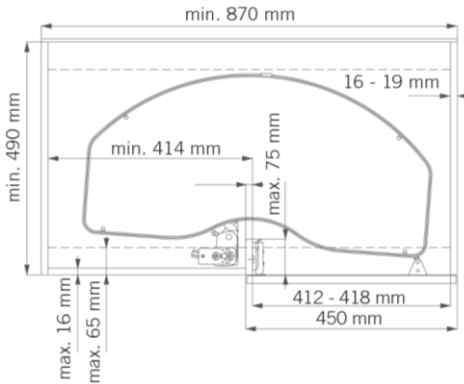
The New CORNERSTONE® Swing carousel moves the entire content in front of the unit, thereby unlocking completely new design perspectives. The shelves of this corner solution swivel out to a comfortable distance away from the cabinet and everything is within easy reach. Each shelf can be attached at the required height, and the shelves disappear back inside the unit when the door is closed.




## SPECIFICATIONS


- Cabinet width: 900 mm
- Door width: 450 mm
- L-movement of the shelves allows free access to neighbouring cabinets
- Unhanded
- Easy assembly - only support tube needs to be mounted
- Optional door attachment, modular design
- Soft-close damping
- Finishes: Universal chrome & silver grey


## CABINET DIMENSIONS





## BENEFITS


- 

Lower tray automatically slides out when door is opened
- 

Optimal access with everything within reach
- 

Lower tray automatically slides back in when door is closed
- 

Customisable height adjustment
- 

Up to 18 kg per tray
- 

Maximised storage space & optimal access

## ORDERING INFORMATION

Article No.	Description
542.02.771	Cornerstone Swing, Universal Chrome, Door Width: 450 mm
542.13.971	Cornerstone Swing, Universal Silver Grey, Door Width: 450 mm