



HÄFELE

STORAGE SOLUTIONS FOR KITCHENS





Everything starts with an idea. An idea that we believe in,
that drives us every day and that surprises and excites
us again and again.

“ *We want
to create high-quality system
solutions for living spaces.
For everyone.*

This is the idea that Hermann Vauth and Heinrich Sagel created in 1962.
And that we still hold on to today. Every day. To us space is in the eye of
the beholder. We see solutions where others look away. We never rest
on our laurels. We are always thinking one step ahead and looking for
new challenges in order to recognize and redefine the living spaces of
tomorrow and to facilitate and beautify everyday life.



Dear Customer,

In this age of globalization where the world is moving together towards integration and interconnectedness, inter-cultural exchanges are inevitable. Increased exposure to diverse cultures broadens horizons. These cultural influences surface in various fields, one of them being kitchen furniture conception, lay-outing and designing.

At Häfele we aim to create more functionality within the constraints of the space available so that you, our customer can 'get more life per meter square'. 'The Kitchen' remains a constant study for us and we spend a lot of time in coming up with innovative concepts that can optimize the space in every nook and corner of a kitchen without any compromise on 'functionality'.

As a result of this incessant quest for innovation, we at Häfele take pleasure in presenting this exclusive Vauth-Sagel catalogue, which takes you through multiple kitchen solutions like Tall Units, Corner Solutions and Base Cabinet Storage Systems. It also introduces you to Vauth-Sagel's new product innovations. Especially the pioneering

CORNERSTONE® MAXX fulfils the necessary needs of a corner cabinet in an innovative design. These additions will bring about flexibility, variety and differentiation to the existing range which is now available with a choice of 4 basket variations: Premea Basket (Grey), Premea Basket (Chrome), Artline Basket (Chrome) and the new Planero Basket (Lava Grey). Planero is the answer to the growing demand for high-quality storage space that not only satisfies the highest design standards, but is also practical and hygienic. Together with the latest color Lava Grey it propels kitchen aesthetics to the highest level.

These interior solutions will not only help add a touch of grandeur and magnificence to your kitchen but will also provide you with maximum flexibility and functionality. They are designed to bring confidence and style to your life at home.

Häfele, through this catalogue, strives to bring to you exclusive product offerings from Vauth-Sagel that effectively use the space in your kitchen – be it in the form of an unused corner, wasted gaps under your countertop and blind edges that leave no or little room for accessing cabinets. We hope you enjoy the glimpse of the range and eagerly wait for your comments and recommendations regarding them. Please let us know what you think of them!

Jürgen Wolf
Managing Director
(Häfele South Asia)





“ *A good kitchen
is a good part
of a good life.* ”

The kitchen is the centre of household life, in all continents on earth. Priorities differ depending on the cultural area, with design customized according to the tastes and way of life of the residents – but it's always the place where people come together. Where people not only cook and eat together, but also talk, laugh and communicate with each other. A kitchen that is perfectly tailored to the desires and needs of its users, that optimally utilizes all spaces and that combines material quality, convenience, functionality and aesthetics is the ideal to which we have been committed to for more than 50 years.

INTRINSIC VALUES FOR EVERY KITCHEN

VS TAL®
TALL CABINETS

VS ADD®
ACCESSORIES

VS ENVI®
WASTE BIN
SYSTEMS

VS COR®
CORNER CABINETS

VS SUB®
BASE CABINETS

CONTENT

VARIANTS

Design variants and shelf design	09
----------------------------------	----

VS SUB® - BASE CABINETS

VS SUB® Slim	13
VS SUB® Side	17
VS SUB® Basket	21

VS COR® - CORNER CABINETS

CORNERSTONE® MAXX	25
CORNERSTONE® Swing	27
CORNERSTONE®	29
VS COR® Wheel Pro	33
VS COR® Fold	35
VS COR® Flex	39

VS TAL® - TALL CABINETS

VS TAL® Larder	45
VS TAL® Larder Spin	49
VS TAL® Larder Power Move	53
VS TAL® Gate	55
VS TAL® Gate N	59
VS TAL® Gate Pro	61
VS TAL® Bottle15	65
VS TAL® Broom15	67

VS ENVI® - WASTE BIN SYSTEMS

VS ENVI® Center	71
VS ENVI® Space	73
VS ENVI® Space XX	75
VS ENVI® Kick	77

ABOUT VAUTH-SAGEL	81
-------------------	----

VS TOP®
WALL CABINETS




Planero

DESIGN VARIANTS

VERSATILE AND FLEXIBLE.

Shape and material are often a matter of taste when choosing baskets. That's why the entire Vauth-Sagel basket line is designed as a modular system in which the guide and the frame can each be combined with all shelf variants.



Saphir

Saphir mesh chrome or silver grey wire basket.



Premea

Premea solid white wooden base with chrome or silver grey wire frame.



Artline

Premea solid white wooden base with chrome wire frame and clear glass sides.



Planero

Wooden base with powder coated steel border.



Rail

White shelf with chrome/silver grey edge and chrome/silver grey rail



Smart

White shelf with acrylic edge.



Planero

Lava grey

VS

SUE

VS SUB® - BASE CABINETS

The base cabinet is the fundament of every kitchen. What happens under the work top is as important as what happens on top. Whether food or cooking utensils, cutlery or dishes,

whether for a small student's flat or a trendy loft – our base cabinet solutions are intelligent, versatile and flexible in order to make every day life easier.



VS SUB® Slim I Planero

VS SUB® Slim

NO GAP IS TOO SMALL.

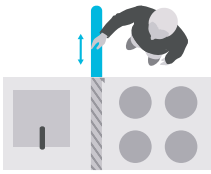
1



2



3



4



Niches in the kitchen often remain unused – until now. Two fixed racks transform the smallest gap into a stacking-space miracle for storing towels or baking trays.

DETAILS

- \\ Cabinet width: 150 mm
- \\ Minimum installation depth: 495 mm
- \\ Minimum installation height: 530 mm
- \\ EasyFit: toolless assembly of pull-outs on the guides
- \\ Three versions: two storage racks, towel holder and baking tray storage
- \\ 3D front adjustment enables convenient and easy adjustment of the front
- \\ Integrated soft-closing and self-closing on both runners
- \\ Load capacity: max. 6 kg per shelf element
- \\ Storage versions: Rail and Planero

BENEFITS

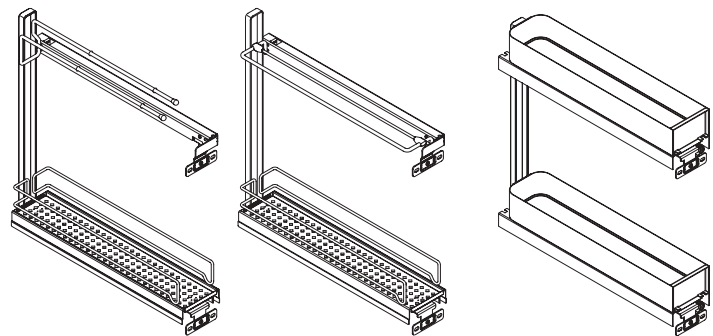
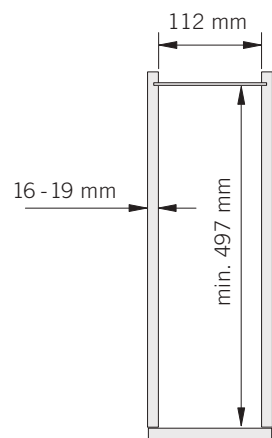
1. Optimal use of space
2. Complete overview at one pull
3. Optimal access
4. Time-saving



VS SUB® Slim with two storage racks

Cabinet dimension

Product dimension



Art. No.	Cabinet width	Details
545.12.961	150 mm	VS SUB® Slim, silver grey
545.12.172	150 mm	VS SUB® Slim, chrome
548.08.320	150 mm	VS SUB® Slim, Planero basket, lava grey
545.12.911	150 mm	VS SUB® Slim Towel, silver grey
545.12.182	150 mm	VS SUB® Slim Towel, chrome
548.08.340	150 mm	VS SUB® Slim Towel, lava grey
545.12.841	150 mm	VS SUB® Slim Tray, silver grey
545.12.282	150 mm	VS SUB® Slim Tray, chrome
548.08.350	150 mm	VS SUB® Slim Tray, lava grey
545.12.991	150 mm	Bottle divider, silver grey
545.12.290	150 mm	Bottle divider, chrome

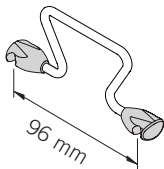


VS SUB® Slim Towel



VS SUB® Slim Tray

Bottle divider





VS SUB® Side I Planero

VS SUB® Side

ALWAYS AT YOUR SIDE.

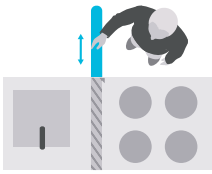
1



2



3



4



5



The demands in the kitchen change at a rapid pace. The traditional system that fits into any space has been redeveloped in terms of design and functionality. Our basic pull-out hence is an unbeatable bestseller.

DETAILS

- ✓ Cabinet widths: 150 and 300 mm
- ✓ Installation depth: min. 495 mm
- ✓ Installation height: min. 485 mm
- ✓ Unhanded
- ✓ EasyFit: toolless front connection
- ✓ Individually height-adjustable baskets
- ✓ 3D front adjustment enables convenient and easy adjustment of the front
- ✓ Integrated soft-closing and self-closing
- ✓ Mounting pattern: no measurement required when installing in cabinet
- ✓ System payload capacity: max. 20 kg
- ✓ Storage versions: Premea, Artline and Planero

BENEFITS

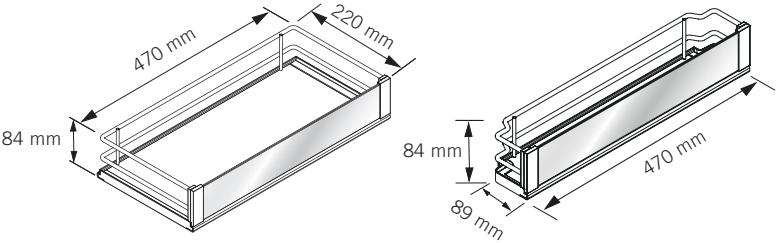
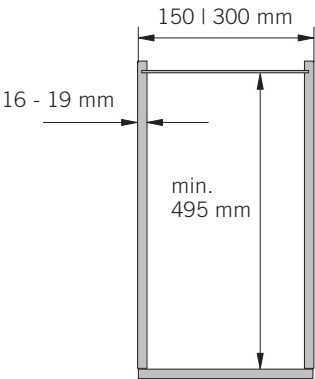
1. Optimal use of space
2. Complete overview at one pull
3. Optimal access
4. Time-saving
5. Customisable height adjustment



VS SUB® Side I Planero

Cabinet dimension

Product dimension



Art. No.	Cabinet width	Details
546.38.960	150 mm	VS SUB® Side, Premea, silver grey
546.38.210	150 mm	VS SUB® Side, Premea, chrome
546.38.230	150 mm	VS SUB® Side, Artline, clear glass
546.38.964	300 mm	VS SUB® Side, Premea, silver grey
546.38.214	300 mm	VS SUB® Side, Premea, chrome
546.38.234	300 mm	VS SUB® Side, Artline, clear glass
546.38.494	300 mm	VS SUB® Side, Planero, lava grey



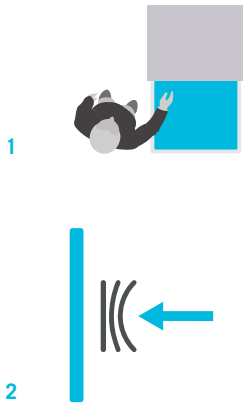
VS SUB® Side | Premea



VS SUB® Side | Artline



VS SUB® Basket | Front pull-out



VS SUB® Basket

A NICE MOVE TO THE BASKET.

Basket pull-out with integral self-closing and soft-closing for installation in cabinets with hinged doors or cabinets with door fronts. Usable as a front or internal pull-out, this basket pull-out is equipped with a self-closing mechanism and integrated shock absorption system.

DETAILS

- ✓ Cabinet widths: 450 and 600 mm
- ✓ Installation depth: min. 515 mm
- ✓ Installation heights:
160 mm with runner as internal pull-out without front connection
185 mm with runner as front pull-out with front connection
- ✓ Variant with spacer bar for assembly behind the door
- ✓ Toolless assembly of baskets on the guides
- ✓ 3D front adjustment enables convenient and easy adjustment of the front
- ✓ Load capacity: max. 20 kg per basket
- ✓ Storage version: Saphir

BENEFITS

1. Optimal access
2. Sound-damping and active soft-closing function



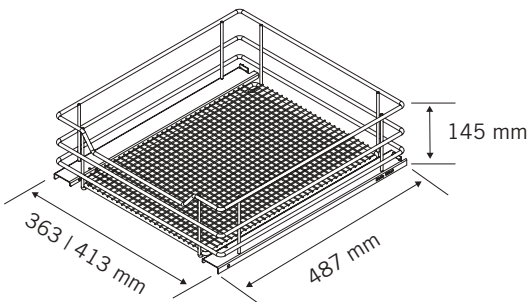
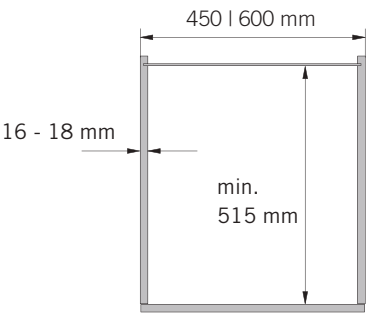
VS SUB® Basket I Inner pull-out

Art. No.	Cabinet width	Details
548.04.923	450 mm	VS SUB® Basket, silver grey (Inner pull-out)
548.04.223	450 mm	VS SUB® Basket, chrome (Inner pull-out)
548.04.913	450 mm	VS SUB® Basket, silver grey (Front pull-out)
548.04.213	450 mm	VS SUB® Basket, chrome (Front pull-out)
548.04.926	600 mm	VS SUB® Basket, silver grey (Inner pull-out)
548.04.226	600 mm	VS SUB® Basket, chrome (Inner pull-out)
548.04.916	600 mm	VS SUB® Basket, silver grey (Front pull-out)
548.04.216	600 mm	VS SUB® Basket, chrome (Front pull-out)

Note: Please order 1 set of front attachment for front pull-out drawers.

Cabinet dimension

Product dimension



VS
COR

VS COR® - CORNER CABINETS

A corner cabinet is not simply a cabinet placed in a corner. With this conceptual approach, we have developed cabinet solutions that not only optimally utilize angled spaces, but instead put

the corner right in the centre of the kitchen experience. As a result, we open up unseen perspectives in the kitchen and allow people to experience space in a new way.



CORNERSTONE® MAXX | Planero

CORNERSTONE® MAXX

THE MAXXIMUM IN INNOVATION.

When you open the corner cabinet in the kitchen, you need a solution that meets you with the full contents - without obstructing the adjacent cabinets. CORNERSTONE® MAXX fulfills this need. Straight-extending kinematics with energy storage support, floating design with wide, stable shelf surface and simple installation. Your kitchen is upgraded in every respect as a result.

DETAILS

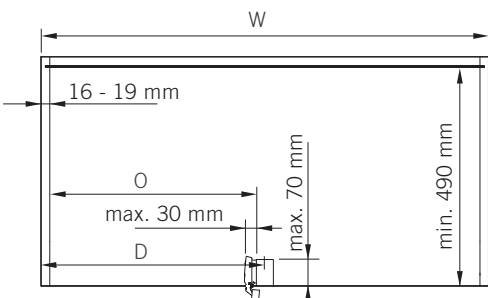
- ✓ Cabinet widths: 900 and 1200 mm
- ✓ Door widths: 450 and 600 mm
- ✓ Installation depth: min. 490 mm
- ✓ EasyFit: toolless assembly of shelf elements on the support arms
- ✓ PAM: Power Assisted movement in pull-out direction
- ✓ Simple height adjustment, even when installed
- ✓ The shelves can be moved in and out independently and do not obstruct the adjacent cabinet
- ✓ Floating design due to hidden fastening
- ✓ Load capacity: max. 25 kg per shelf
- ✓ Shelf variants: Planero

BENEFITS

1. No blocking of neighbouring cabinet
2. Maximised storage space & optimal access
3. Up to 25 kg per tray
4. Customisable height adjustment
5. Soft closing (movement damping-trays)
6. Floating design

Art. No.	Cabinet width	Details
542.02.492	900 mm	CORNERSTONE® MAXX, right hand version, Planero, lava grey
542.02.493	900 mm	CORNERSTONE® MAXX, left hand version, Planero, lava grey
542.02.496	1200 mm	CORNERSTONE® MAXX, right hand version, Planero, lava grey
542.02.497	1200 mm	CORNERSTONE® MAXX, left hand version, Planero, lava grey

Cabinet dimension



D	W	O
450 mm	900 mm	min. 411 mm
600 mm	1000 mm	min. 561 mm



CORNERSTONE® Swing I Rail

Coming
soon

CORNERSTONE® Swing

THE CORNER IN THE CENTRE.

The CORNERSTONE® Swing carousel moves the entire content in front of the unit, thereby unlocking completely new design perspectives. The shelves swivel out to a comfortable distance away from the cabinet; everything is within easy reach. Each shelf can be attached at the required height, and the shelves disappear back inside the unit when the door is closed.

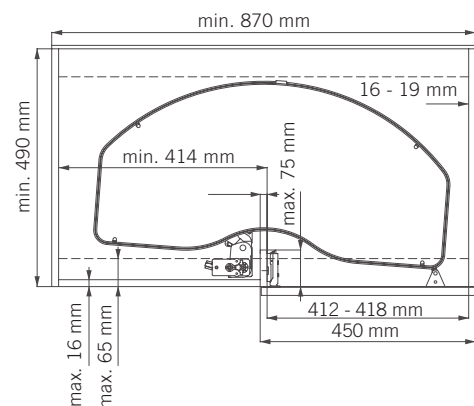
DETAILS

- ✓ Cabinet width: 900 mm
- ✓ Door width: 450 mm
- ✓ L-movement of the shelves allows free access to neighbouring cabinets
- ✓ Unhanded
- ✓ Easy assembly - only support tube needs to be mounted
- ✓ Optional door attachment, modular design
- ✓ Soft-close damping
- ✓ Storage version: Rail

BENEFITS

1. Lower tray automatically slides out when cupboard is opened
2. Optimal access with everything within reach
3. Lower trays automatically slide back in when cupboard is closed
4. Customisable height adjustment
5. Up to 18 kg per tray
6. Maximised storage space & optimal access

Cabinet dimension






CORNERSTONE® I Rail

Till stock
last

1



2



3



CORNERSTONE®

THE CORNER IN THE CENTRE.

The CORNERSTONE® carousel moves the entire content in front of the unit, thereby unlocking completely new design perspectives. The shelves swivel out to a comfortable distance away from the cabinet; everything is within easy reach. Each shelf can be attached at the required height and the shelves disappear back inside the unit when the door is closed. CORNERSTONE®'s design is clear-cut and purist; the materials have been chosen perfectly to meet even the highest expectations. Thanks to a wide choice of interior fittings, CORNERSTONE® offers as many individual customisation options as possible.

DETAILS

- ✓ Cabinet width: 900 mm
- ✓ Door width: 450 mm
- ✓ Minimum installation depth: 485 mm
- ✓ Minimum installation height: 520 mm
- ✓ Left and right hand version
- ✓ EasyFit: no tools needed to attach the storage elements to the central tube
- ✓ No tools needed to adjust the shelf height
- ✓ The upper shelf closes automatically when shutting the door thanks to a castor wheel
- ✓ The lower shelf is automatically pulled-out and pushed-in via a carrier when opening the door
- ✓ Load capacity: max. 20 kg per shelf
- ✓ Storage version: Rail and Smart

BENEFITS

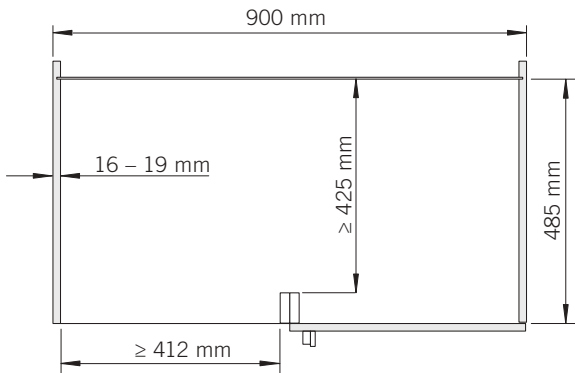
1. No blocking of neighbouring cabinets
2. Customisable height adjustment
3. Maximised storage space & optimal access



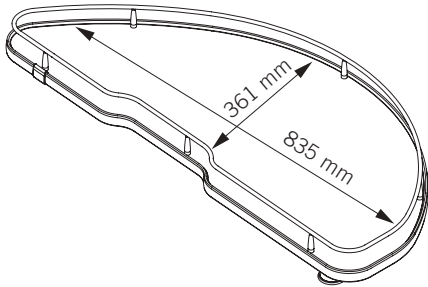
CORNERSTONE® I Rail

Till stock
last

Cabinet dimension



Product dimension



CORNERSTONE®

Art. No.	Cabinet width	Details
542.03.746	900 mm	CORNERSTONE®, right hand version, Rail, silver grey
542.03.747	900 mm	CORNERSTONE®, left hand version, Rail, silver grey
542.03.246	900 mm	CORNERSTONE®, right hand version, Rail, chrome
542.03.247	900 mm	CORNERSTONE®, left hand version, Rail, chrome
542.03.146	900 mm	CORNERSTONE®, right hand version, Smart, chrome
542.03.147	900 mm	CORNERSTONE®, left hand version, Smart, chrome

Note: Set includes two white shelves with chrome/ Rail or acrylic edge.

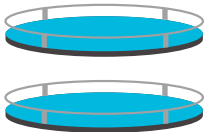


VS COR® Wheel Pro | Rail 3/4

1



2



3



VS COR® Wheel Pro

EVERYTHING REVOLVES AROUND YOU.

When it comes to kitchen corners, the more accessible storage space, the better. That's why this corner cabinet solution has no central, space-consuming standpipe, which gives you up to 20 percent more storage area – ideal for bulky kitchenware. The bases are held stable in the cabinet by an angled traverse. This function can also be used for under-sink cabinets, and the hidden mechanism also supports the aesthetic impression.

DETAILS

- ✓ Cabinet width: 900 x 900 mm
- ✓ Side installation depth: min. 490 mm
- ✓ EasyFit: toolless assembly of shelf elements on the support arms
- ✓ Height-adjustable base positioning, independently of cabinet heights
- ✓ Can be installed in base cabinets, tall cabinets and top cabinets
- ✓ Can be retrofit into an installed kitchen
- ✓ Load capacity: max. 27.5 kg per shelf
- ✓ Storage versions: Rail and Smart

BENEFITS

1. Optimal access
2. Floating design
3. Customisable height adjustment

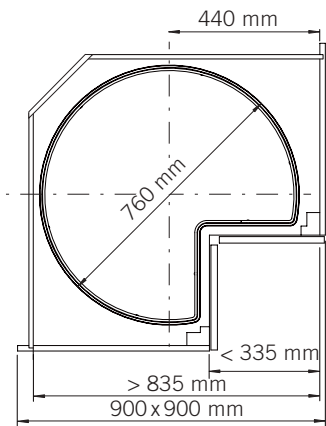


VS COR® Wheel Pro I Smart

Art. No.	Cabinet width	Details
542.62.522	900 mm	VS COR® Wheel Pro ,3/4, Rail, silver grey
542.62.742	900 mm	VS COR® Wheel Pro, 3/4, Smart
542.62.712	900 mm	VS COR® Wheel Pro, 3/4, Rail, chrome

Note: Set includes two white shelves with acrylic edge and RAL9006 rail.

Cabinet dimension

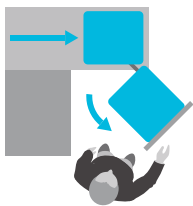


VS COR Wheel 3/4, Rail



VS COR® Fold I Planero I right hand version

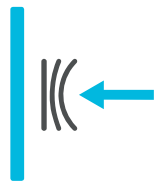
1



2



3



VS COR® Fold

URNS A FOLD INTO KITCHEN GOLD.

Regardless of what you've stored in the corner cabinet – with this solution, you can reach it effortlessly. The front baskets swivel out effortlessly when opening and facilitate access to the rear baskets, which automatically move into the front cabinet section. The integral self-closing damping unit guarantees quiet, effortless closure of the pull-out.

DETAILS

- ✓ Cabinet width: 900 mm
- ✓ Door width: 450 mm
- ✓ Installation depth: min. 485 mm
- ✓ Installation height: min. 530 mm
- ✓ EasyFit: toolless assembly of the front on the pull-out
- ✓ 3D front adjustment enables convenient and easy adjustment of the front
- ✓ Individually height-adjustable shelf elements
- ✓ Payload capacity: max. 8 kg per front basket, rear baskets 9.5 kg each
- ✓ System payload capacity: max. 35 kg
- ✓ Storage versions: Premea, Artline and Planero

BENEFITS

1. Optimal access
2. Customisable height adjustment
3. Sound-damping and active soft-closing function

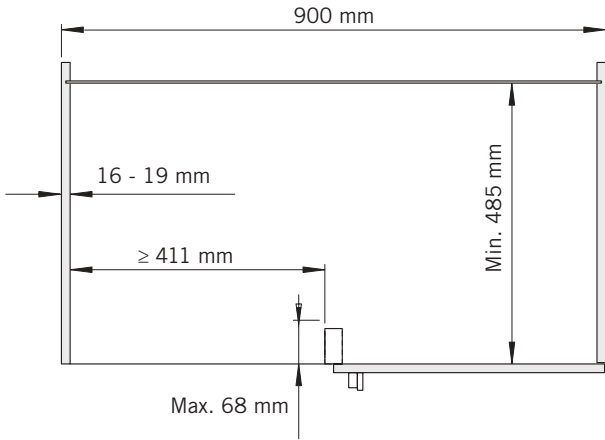


VS COR® Fold I Artline I right hand version

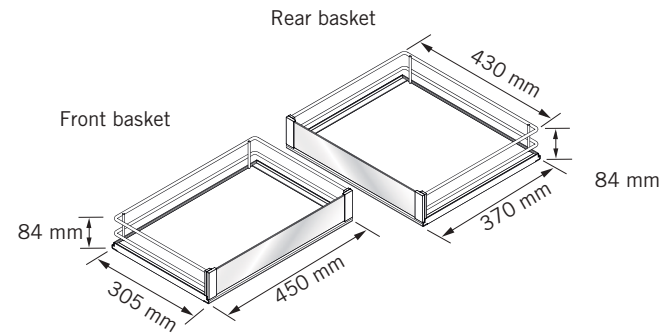
Art. No.	Cabinet width	Details
548.18.981	900 mm	VS COR® Fold, frame left hand version, Premea white, silver grey
548.18.371	900 mm	VS COR® Fold, frame left hand version, Premea white, chrome
548.18.230	900 mm	VS COR® Fold, frame left hand version, Artline, clear glass
548.18.980	900 mm	VS COR® Fold, frame right hand version, Premea white, silver grey
548.18.370	900 mm	VS COR® Fold, frame right hand version, Premea white, chrome
548.18.231	900 mm	VS COR® Fold, frame right hand version, Artline white, clear glass
548.13.386	900 mm	VS COR® Fold, frame left hand version, Planero, lava grey
548.13.387	900 mm	VS COR® Fold, frame right hand version, Planero, lava grey

Note: Set includes two front baskets and two rear baskets.

Cabinet dimension



Product dimension



VS COR® Fold I Premea



Right hand version

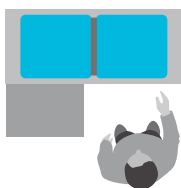


Left hand version

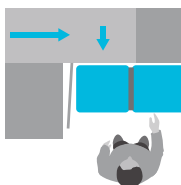


VS COR® Flex | Planero

1



2



VS COR® Flex

ACCESS TO EVERY CORNER.

Even the largest storage space is useless if it's not accessible. That's why this system enables full access to the cabinet contents, transforming every corner into functional space. Installation is unhanded: the frame is mounted to the bottom of the corner cabinet.

DETAILS

- \ Cabinet width: 900 mm
- \ Door widths: 450 - 600 mm
- \ Minimum installation depth: 500 mm
- \ Minimum installation height: 530 mm
- \ Integrated soft-closing and self-closing on both pull-outs
- \ Mounting pattern: no measurement required when installing in cabinet
- \ Payload capacity: 8 kg per basket
- \ System payload capacity: max. 32 kg
- \ Storage versions: Premea and Planero

BENEFITS

1. Best use of space
2. Optimal access

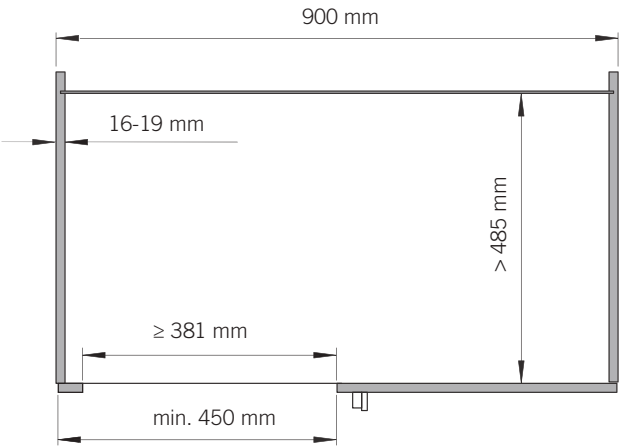


VS COR® Flex | Premea

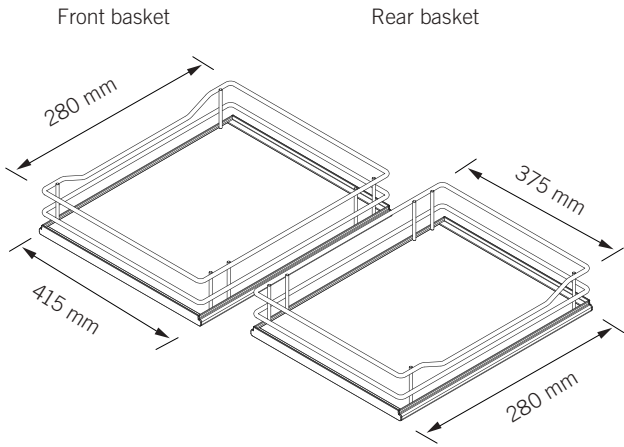
Art. No.	Cabinet width	Details
548.29.283	900 mm	VS COR® Flex, frame left hand version, Premea white, silver grey
548.29.233	900 mm	VS COR® Flex, frame left hand version, Premea white, chrome
548.29.343	900 mm	VS COR® Flex, Planero, lava grey

Note: Set includes two front baskets and two rear baskets.

Cabinet dimension



Product dimension



VS
TAL

VS TAL® - TALL CABINETS

An elegant tall cabinet is the gateway to a good kitchen life. As a storage cabinet for food or as a practical storage option for kitchen utensils, it significantly contributes to

improved working efficiency and an increased quality of life. Neither narrow gaps nor small opening angles stand in the way of our top cabinet solutions.



VS TAL® Larder | Planero

1



2



3



4



VS TAL® Larder

YOUR STOCKPILE OF ACCESSIBLE STORAGE SPACE.

Every kitchen needs a little elegance. The front opens and shuts easily and silently due to the damping and self closing mechanism of the full extension runners. The frame and the front connections are designed in a high-quality, double powder-coated surface.

DETAILS

- ✓ Cabinet widths: 300, 400, 450 and 600 mm
- ✓ Installation depth: 500 mm
- ✓ Installation height: 1900 - 2140 mm
- ✓ EasyFit: self-locking system for toolless assembly of the frame on the lower and upper runner
- ✓ 3D front adjustment enables convenient and easy adjustment of the front
- ✓ Stabilization of the front by front rails
- ✓ Individually height-adjustable baskets
- ✓ Roller guide with high load capacity and low noise
- ✓ Synchronization of upper and lower end stops
- ✓ Full synchronised bottom runner
- ✓ PAM: optional Power Assisted Movement in pull-out direction
- ✓ Self- and soft-closing
- ✓ System payload capacity: max. 80 kg
- ✓ Total load capacity: max. 120 kg
- ✓ Storage versions: Premea, Artline and Planero

BENEFITS

1. Optimal access
2. Complete overview at one pull
3. Time-saving
4. Customisable height adjustment



VS TAL® Larder | Premea



VS TAL® Larder | Artline

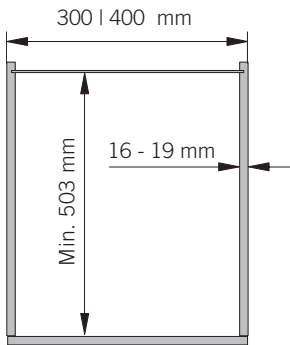


VS TAL® Larder | Premea

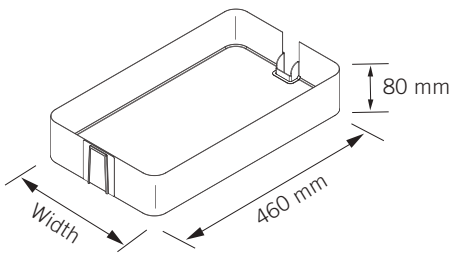
Art. No.	Cabinet width	Details
547.49.915	300 mm	VS TAL® Larder 6 (1900 - 2140 mm) Premea, silver grey
547.49.215	300 mm	VS TAL® Larder 6 (1900 - 2140 mm) Premea, chrome
547.49.715	300 mm	VS TAL® Larder 6 (1900 - 2140 mm) Artline, clear glass
547.49.415	300 mm	VS TAL® Larder 6 (1900 - 2140 mm) Planero, lava grey
547.49.935	400 mm	VS TAL® Larder 6 (1900 - 2140 mm) Premea, silver grey
547.49.235	400 mm	VS TAL® Larder 6 (1900 - 2140 mm) Premea, chrome
547.49.735	400 mm	VS TAL® Larder 6 (1900 - 2140 mm) Artline, clear glass
547.49.435	400 mm	VS TAL® Larder 6 (1900 - 2140 mm) Planero, lava grey

Note: Set include frame and 5 baskets.

Cabinet dimension



Product dimension



Cabinet width	Width
300 mm	250 mm
400 mm	350 mm
450 mm	400 mm
600 mm	550 mm



VS TAL® Larder Spin | Artline

1



2



3



4



VS TAL® Larder Spin

A PULL-OUT THAT TURNS IT ALL AROUND.

It's often the details that make a kitchen more comfortable. Based on the reliable pharmacy pull-out, this solution provides convenient added value: it can be rotated completely to the right or left when extended allowing free access to the stored

DETAILS

- ✓ Cabinet widths: 300 and 400 mm
- ✓ Installation depth: min. 500 mm
- ✓ Installation height: 1900 - 2140 mm
- ✓ Stabilization of the front by front rails
- ✓ Guide with high load capacity rollers for a total payload capacity of 120 kg
- ✓ 3D front adjustment enables convenient and easy adjustment of the front
- ✓ Height adjustable basket mounting with functional clip; secure hold and low noise
- ✓ Storage versions: Premea, Artline and Planero

BENEFITS

1. Optimal access
2. Customisable height adjustment
3. Time-saving
4. Access from all sides



VS TAL® Larder Spin | Premea

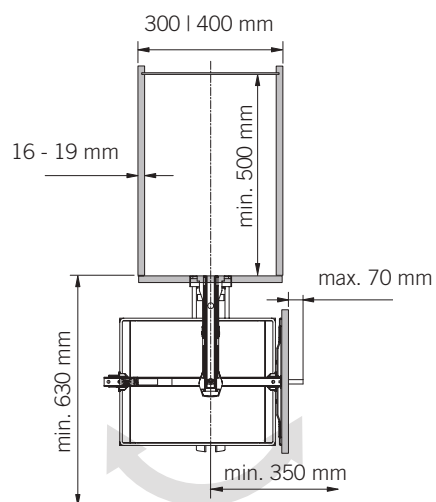


VS TAL® Larder Spin I Premea

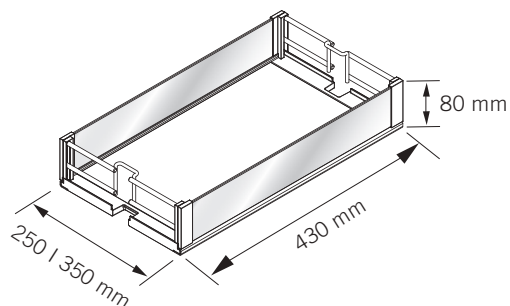
Art. No.	Cabinet width	Details
547.46.905	300 mm	VS TAL® Larder Spin 6 (1900 - 2140 mm) Premea, silver grey
547.46.705	300 mm	VS TAL® Larder Spin 6 (1900 - 2140 mm) Premea, chrome
547.46.305	300 mm	VS TAL® Larder Spin 6 (1900 - 2140 mm) Artline, clear glass
547.46.405	300 mm	VS TAL® Larder Spin 6 (1900 - 2140 mm) Planero, lava grey
547.46.925	400 mm	VS TAL® Larder Spin 6 (1900 - 2140 mm) Premea, silver grey
547.46.725	400 mm	VS TAL® Larder Spin 6 (1900 - 2140 mm) Premea, chrome
547.46.325	400 mm	VS TAL® Larder Spin 6 (1900 - 2140 mm) Artline, clear glass
547.46.425	400 mm	VS TAL® Larder Spin 6 (1900 - 2140 mm) Planero, lava grey

Note: Set include frame and 5 baskets.

Cabinet dimension



Product dimension





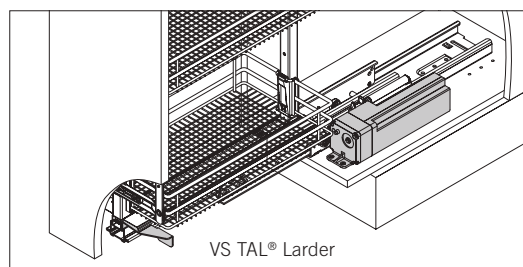
VS TAL® Larder Power Move

VS TAL® Larder Power Move

ELECTRIC MOTOR SUPPORT FOR SUPER EASY OPENING

A typical situation in kitchens every day: No free hand to open the cabinet? That is no problem anymore because a gentle pushing at the front triggers the opening process. Silently and smoothly the door opens also because of an integrated pull-out damping. Frame and fronts are made of the same high quality double powder-coated surface by a high-grade appearance.

Art. No.	Details
547.21.090	VS TAL® Larder Power move for VS TAL® Larder and VS TAL® Larder Spin





VS TAL® Gate | Planero

1



2



3



4



VS TAL® Gate

THE GATEWAY TO MAXIMUM STORAGE SPACE.

This tall cabinet solution opens up the best perspectives in the kitchen. Developed for maximum storage space and easy access, it sets new standards in convenience and design. It is particularly characterized by the opening mechanism that automatically moves the stored goods toward the user in one go, providing for an optimal overview.

DETAILS

- ✓ Cabinet widths: 450 and 600 mm
- ✓ Installation depth: min. 480 mm
- ✓ Installation height: VS TAL® Gate 3: 1200 - 1450 mm (4 baskets)
VS TAL® Gate 6: 1900 - 2140 mm (5 baskets)
- ✓ EasyFit: toolless frame assembly on the lower runner
- ✓ EasyFit: toolless connection between the driver and support frame
- ✓ Individually height-adjustable baskets
- ✓ System payload capacity: max. 75 kg
- ✓ Storage versions: Premea, Artline and Planero

BENEFITS

1. Optimal access
2. Complete overview at one pull
3. Time-saving
4. Customisable height adjustment



VS TAL® Gate | Premea



VS TAL® Gate | Artline



VS TAL® Gate | Premea

Art. No.	Cabinet width	Details
549.58.521	450 mm	VS TAL® Gate 3 (1200 - 1450 mm) Premea, silver grey
549.58.821	450 mm	VS TAL® Gate 3 (1200 - 1450 mm) Premea, chrome
549.58.421	450 mm	VS TAL® Gate 3 (1200 - 1450 mm) Artline, clear glass
549.58.541	600 mm	VS TAL® Gate 3 (1290 - 1450 mm) Premea, silver grey
549.58.841	600 mm	VS TAL® Gate 3 (1200 - 1450 mm) Premea, chrome
549.58.441	600 mm	VS TAL® Gate 3 (1200 - 1450 mm) Artline, clear glass
549.58.524	450 mm	VS TAL® Gate 6 (1900 - 2140 mm) Premea, silver grey
549.58.824	450 mm	VS TAL® Gate 6 (1900 - 2140 mm) Premea, chrome
549.58.424	450 mm	VS TAL® Gate 6 (1900 - 2140 mm) Artline, clear glass
549.58.224	450 mm	VS TAL® Gate 6 (1900 - 2140 mm) Planero, lava grey
549.58.544	600 mm	VS TAL® Gate 6 (1900 - 2140 mm) Premea, silver grey
549.58.844	600 mm	VS TAL® Gate 6 (1900 - 2140 mm) Premea, chrome
549.58.444	600 mm	VS TAL® Gate 6 (1900 - 2140 mm) Artline, clear glass
549.58.244	600 mm	VS TAL® Gate 6 (1900 - 2140 mm) Planero, lava grey

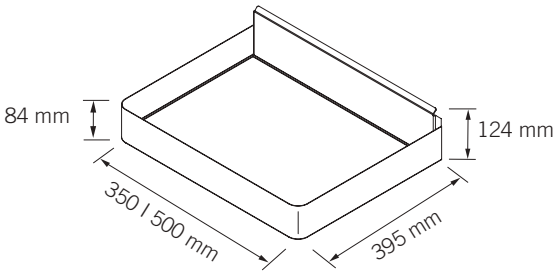
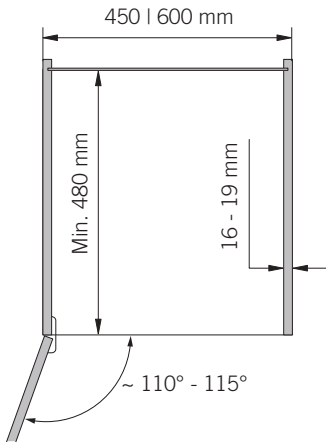
Note: Set includes frame and baskets.

Frame 3: 4 baskets

Frame 6: 5 baskets

Cabinet dimension

Product dimension



Note: Recommended hinges ~110° to 115° (not included). If soft-closing required, hinges with damper must be used.



VS TAL® Gate N | Planero

1



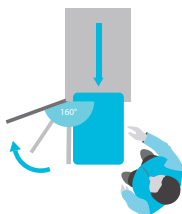
2



3



4



5



VS TAL® Gate N

SPACE NEVER RUNS SHORT HERE.

Space-saving solutions are especially important in the kitchen: like this practical pull-out that gets the best out of narrow tall cabinets. With a single grip it provides an insight into the entire contents of the cabinets. The approx. 160° door opening and the height-adjustable shelves allow for customized adjustments.

DETAILS

- ✓ Cabinet width: 400 mm
- ✓ Installation depth: min. 480 mm
- ✓ Installation height: 1900 to 2140 mm
- ✓ EasyFit: toolless frame assembly on the lower runner
- ✓ EasyFit: toolless connection between the driver and support frame
- ✓ Individually height-adjustable baskets
- ✓ System payload capacity: max. 75 kg
- ✓ Storage versions: Premea and Planero

BENEFITS

1. Optimal access
2. Complete overview at one pull
3. Time-saving
4. Maximal access from minimum opening
5. Customisable height adjustment

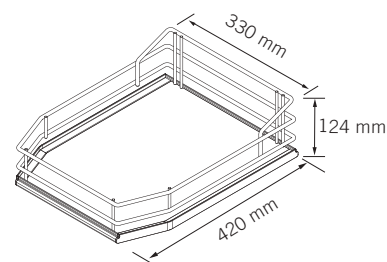
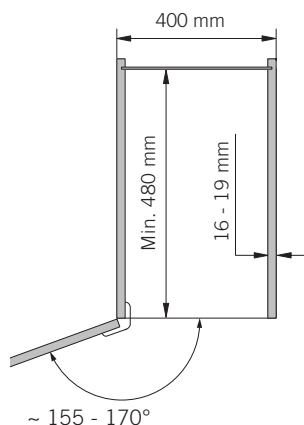
Art. No.	Cabinet width	Details
549.58.814	400 mm	VS TAL® Gate N 6 (1900 - 2140 mm), Premea, chrome
549.58.214	400 mm	VS TAL® Gate N 6 (1900 - 2140 mm), Planero, lava grey

Cabinet dimension

Product dimension



VS TAL® Gate | Premea





VS TAL® Gate Pro I Planero

1



2



3



4



5



VS TAL® Gate Pro

EVEN MORE SPACE FOR YOUR IDEAS.

Its extraordinary user-friendliness, efficiency and its harmonious design make it an element that you do not want to miss in a state-of-the-art kitchen.

The fitting not only provides large storage space, but also fulfills all the requirements of a comfortable storage space solution. Enhance it to become a chef pantry, where two storage cabinets are arranged next to each other.

DETAILS

- \\ Cabinet widths: 450 and 600 mm
- \\ Installation depth: min. 480 mm
- \\ Installation height: VS TAL® Gate Pro 3: 1200 - 1450 mm (4 front and 4 rear baskets)
VS TAL® Gate Pro 6: 1900 - 2140 mm (5 front and 5 rear baskets)
- \\ EasyFit: toolless frame assembly on the lower runner
- \\ EasyFit: toolless connection between the driver and support frame
- \\ Individually height-adjustable baskets
- \\ System payload capacity: front basket max. 20 kg (5 kg per basket),
pull-out max. 80 kg (20 kg per basket)
- \\ Storage versions: Premea, Artline and Planero

BENEFITS

1. Optimal access
2. Complete overview at one pull
3. Time-saving
4. Additional storage space
5. Customisable height adjustment



VS TAL® Gate Pro I Premea



VS TAL® Gate Pro I Artline



VS TAL® Gate Pro I Premea

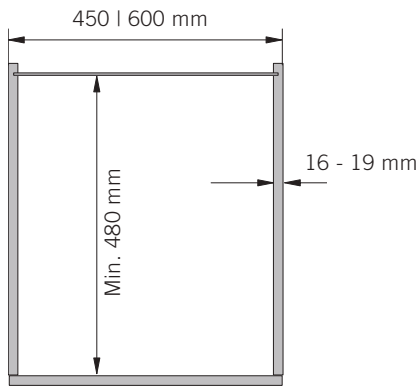
Art. No.	Cabinet width	Details
547.27.502	450 mm	VS TAL® Gate Pro 3 (1200 - 1450 mm) Premea, silver grey
547.27.305	450 mm	VS TAL® Gate Pro 3 (1200 - 1450 mm) Premea, chrome
547.27.402	450 mm	VS TAL® Gate Pro 3 (1200 - 1450 mm) Artline, clear glass
547.27.522	600 mm	VS TAL® Gate Pro 3 (1200 - 1450 mm) Premea, silver grey
547.27.322	600 mm	VS TAL® Gate Pro 3 (1200 - 1450 mm) Premea, chrome
547.27.422	600 mm	VS TAL® Gate Pro 3 (1200 - 1450 mm) Artline, clear glass
547.27.505	450 mm	VS TAL® Gate Pro 6 (1900 - 2150 mm) Premea, silver grey
547.27.305	450 mm	VS TAL® Gate Pro 6 (1900 - 2150 mm) Premea, chrome
549.58.224	450 mm	VS TAL® Gate Pro 6 (1900 - 2150 mm) Planero, lava grey
547.27.405	450 mm	VS TAL® Gate Pro 6 (1900 - 2150 mm) Artline, clear glass
547.27.525	600 mm	VS TAL® Gate Pro 6 (1900 - 2150 mm) Premea, silver grey
547.27.325	600 mm	VS TAL® Gate Pro 6 (1900 - 2150 mm) Premea, chrome
547.27.425	600 mm	VS TAL® Gate Pro 6 (1900 - 2150 mm) Artline, clear glass
547.27.025	600 mm	VS TAL® Gate Pro 6 (1900 - 2150 mm) Planero, lava grey

Note: Set includes baskets.

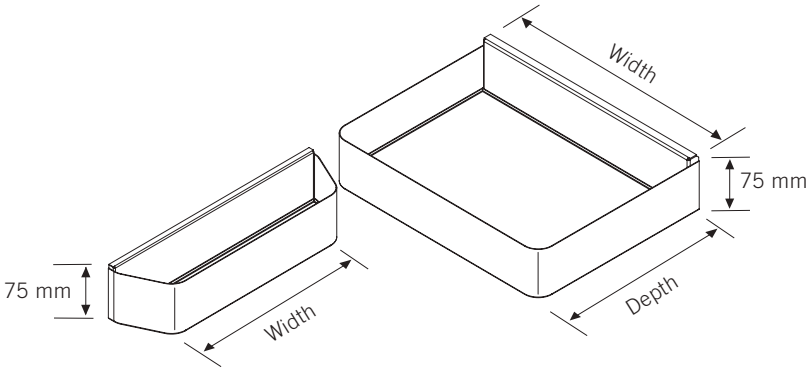
Frame 3, 4 front and 4 rear baskets

Frame 6, 5 front and 5 rear baskets

Cabinet dimension



Product dimension



Front basket dimension

Cabinet width	Width	Depth
450 mm	365 mm	110 mm
600 mm	465 mm	110 mm

Rear basket dimension

Cabinet width	Width
450 mm	350 mm
600 mm	500 mm



VS TAL® Bottle15

1



2



3



4



VS TAL® Bottle15

THE RACK FOR GOURMETS.

Store the entire spectrum of fine wines on a rack that takes up a mere fifteen centimetres of space. All you need is this special pull-out rack with bottle holders and baskets. Simply open the cabinet instead of wasting your time with a trip down to the cellar, time that would be better spent enjoying them!

DETAILS

- ✓ Cabinet width: 150 mm
- ✓ Installation depth: min. 500 mm
- ✓ Installation height: min. 1780 mm
- ✓ Optimum air circulation
- ✓ Brings the contents in front of the cabinet
- ✓ Front rack with connection to the front
- ✓ Load capacity: max. 25 kg
- ✓ Includes shelves and bottle holders

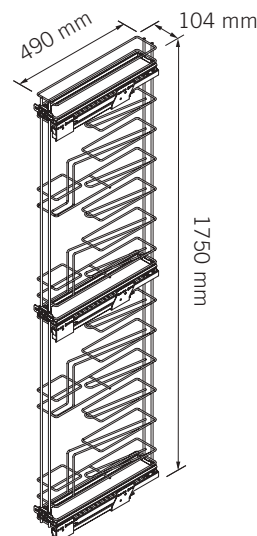
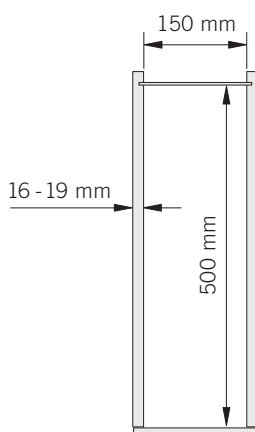
BENEFITS

1. Optimal access
2. Complete overview at one pull
3. Optimum air circulation
4. Time-saving

Art. No.	Cabinet width	Details
549.85.931	150 mm	VS TAL® Bottle15, silver grey
549.85.231	150 mm	VS TAL® Bottle15, chrome
549.85.503	150 mm	VS TAL® Bottle15, lava grey

Cabinet dimension

Product dimension





VS TAL® Broom15


1



2



3



4



VS TAL® Broom15

THE SLIMMEST BROOM CUPBOARD IN THE WORLD.

Storing brooms and cleaning materials in a stylish yet handy way is a challenge which this special tall cabinet pull-out rack masters effortlessly. Everything tidily stored away, on a hand and not on view. A neat solution: typical for Vauth-Sagel.

DETAILS

- ✓ Cabinet width: 150 mm
- ✓ Installation depth: min. 500 mm
- ✓ Installation height: min. 1780 mm
- ✓ Optimum air circulation
- ✓ Brings the contents in front of the cabinet
- ✓ Front rack with connection to the front
- ✓ Load capacity: max. 25 kg
- ✓ Includes five shelves and four 1.2 litre plastic trays

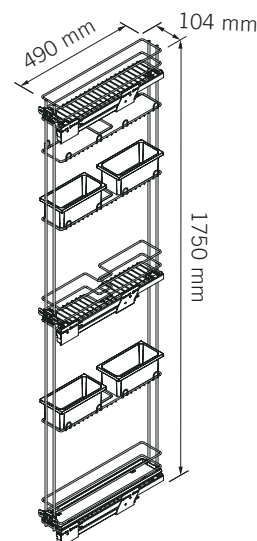
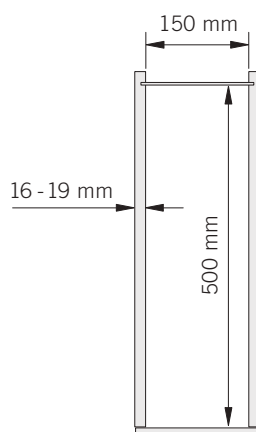
BENEFITS

1. Optimal access
2. Complete overview at one pull
3. Optimum air circulation
4. Time-saving

Cabinet width	Details
549.94.900	VS TAL® Broom15, silver grey
549.85.343	VS TAL® Broom15, lava grey

Cabinet dimension

Product dimension





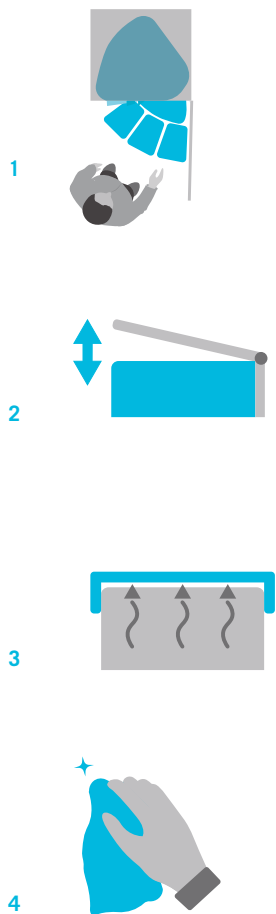
VS ENVI[®] - WASTE BIN SYSTEMS

Hygiene, environmental awareness and sustainability play a special role in the kitchen - especially in waste disposal. This requires system solutions which maintain both - the cleanliness of

the kitchen and a flexible separation. As a result, it's not only your own living space that stays clean, but nature as well.



VS ENVI® Center with two-bin version (2x9 litre)



VS ENVI® Center single-bin version (1x18 litre)

VS ENVI® Center

AN ALL-AROUND SUCCESS FOR HYGIENE.

Handling kitchen waste requires reliable solutions like these: When the system is opened the lid lifts up and the bins swing out; when the system is closed, the lid is automatically placed on the bins. Cleanliness and hygiene are of prime importance. The bins are made of high-grade plastic with extra-smooth sides, making them easier to clean.

DETAILS

- ✓ Cabinet width: min. 400 mm (for the single- and two-bin version)
- ✓ Minimum installation depth: 350 mm for the single- and two-bin versions
- ✓ Minimum installation height: min. 525 mm
- ✓ EasyFit: toolless removal and installation after initial assembly
- ✓ Simple removal of the complete system for cabinet cleaning
- ✓ No additional stress load on the front
- ✓ Containers automatically swing out when opening the door
- ✓ Can be combined with all soft-closing hinges
- ✓ System capacity: 18 to 39 litres

BENEFITS

1. Clearly arranged waste separation
2. Automatic opening and closing
3. Odour sealing
4. Easy to clean

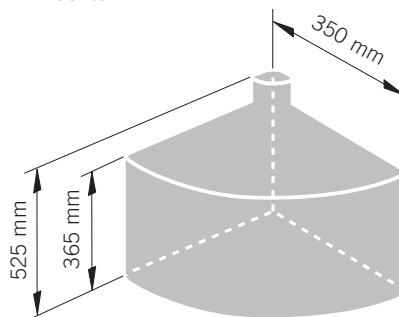
Art. No.	Cabinet width	Details	Capacity
502.79.500	400 mm	VS ENVI® Center, 1 bin	1x18 litre
502.79.501	400 mm	VS ENVI® Center, 2 bins	2x9 litre

Note: Set includes bin.

Product dimension

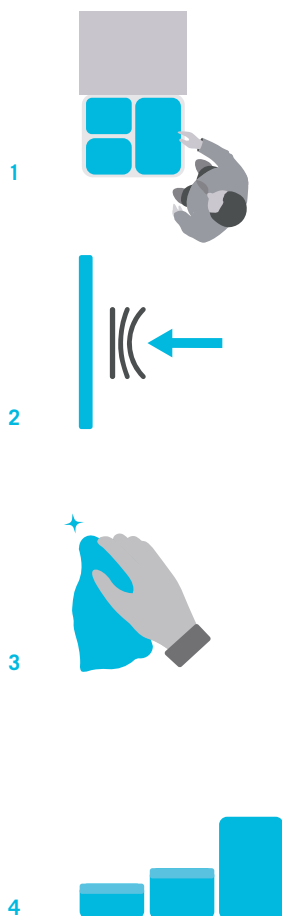
VS ENVI® Center 1

VS ENVI® Center 2





VS ENVI® Space with two-bin version (2x22 litres)



VS ENVI® Space

EVEN THE UNUSABLE NEEDS SPACE.

Dishes, cutlery, cooking utensils and food share storage space in the kitchen. But waste needs space, too. Thanks to its various volumes, this space-saving system is the optimal solution. The containers are made from high quality plastic with side walls that are especially easy to clean. The full pull-out with shock absorption guarantees quiet closing.

DETAILS

- ✓ Cabinet widths: 450 and 600 mm
- ✓ Installation depth: 464 mm
- ✓ Installation height VS ENVI® Space: 370 mm
- ✓ EasyFit: toolless assembly of container carriers on the guides
- ✓ Integrated mounting pattern: no measuring necessary when installing into cabinet
- ✓ Integrated 3D front adjustment via eccentric
- ✓ Integrated soft-closing and self-closing in both runners
- ✓ Additional shelf via pull-out cover plate
- ✓ Special insert for perfect bag fastening
- ✓ Total capacity system: 42 to 44 litres

BENEFITS

1. Clearly arranged waste separation
2. Sound-damping and active soft-closing function
3. Easy to clean
4. Various container sizes

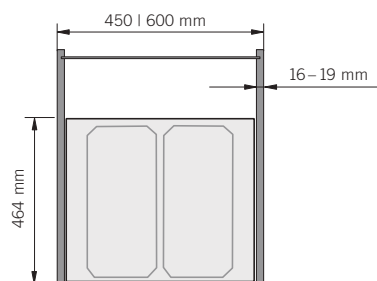


VS ENVI® Center two-bin version (2x21 litres)

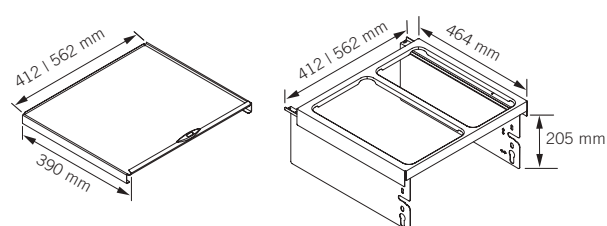
Art. No.	Cabinet width	Details	Capacity
503.04.514	450 mm	VS ENVI® Space, 2 bins	2x21 litres
503.04.508	600 mm	VS ENVI® Space, 2 bins	2x22 litres

Note: Set includes bin.

Cabinet dimension

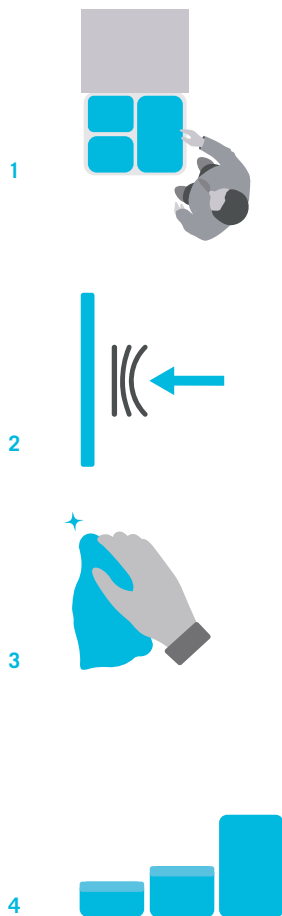


Product dimension





VS ENVI® Space XX with two-bin version (2x35 litres)



VS ENVI® Space XX

BIG HELP IN A SMALL CABINET.

Waste sorting is a big topic even in a small kitchen. Thanks to this solution, though, it's not a big problem. Equipped with a guide system, self-closure and shock absorption, it accommodates large containers even in a small kitchen cabinets. The system can be used directly under the counter top, enabling easy input of waste, directly from the work surface.

DETAILS

- ✓ Cabinet width: 450 mm
- ✓ Installation depth: min. 480 mm
- ✓ Installation height: min. 580 mm
- ✓ Integrated 3D front adjustment using via eccentric
- ✓ Integrated soft-closing and self-closing on both runners
- ✓ Additional storage available using powder-coated lid
- ✓ Food proof and dishwasher safe
- ✓ System capacity: 70 litres

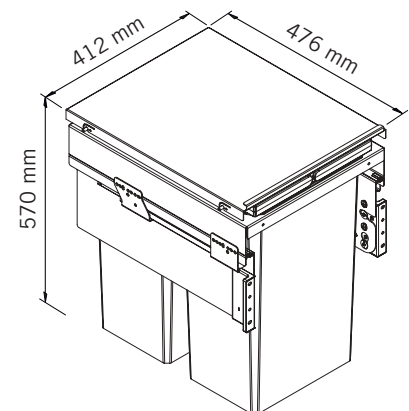
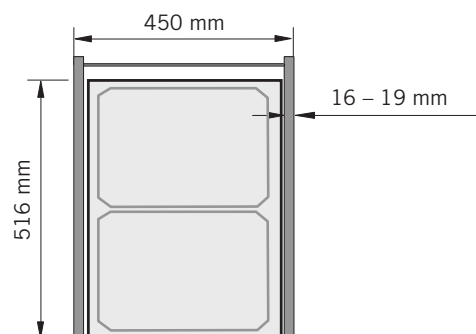
BENEFITS

1. Clearly arranged waste separation
2. Sound-damping and active soft-closing function
3. Easy to clean
4. Various container sizes

Art. No.	Cabinet width	Details	Capacity
503.17.502	450 mm	VS ENVI® Space XX, 2 bins	2x35 litres

Cabinet dimension

Product dimension





VS ENVI® Kick

VS ENVI® Kick

KICK TO OPEN.

A system for a soft and comfortable opening of all front pull-outs such as the VS ENVI Space. The ergonomically and pleasantly designed step, opens the waste bin system fully with little effort. The opening mechanism returns automatically to its starting position.

DETAILS

- Simple and hands-free door opening using foot pedal
- Minimum plinth height: 70 mm
- For all front pull-outs for example VS ENVI® Space with self-closing and soft-closing
- Easy installation with installation template provided with the kit
- EasyFit: tool-free installation of bin support onto the runners
- Minimum required space under the waste bin systems or drawers
- Later installation in any pull-out system with front opening possible
- Pedal is returned to starting position by a spring
- Virtually silent
- No scratching to the front

Art. No.	Details
503.04.950	VS ENVI® Kick, chrome



ABOUT VAUTH-SAGEL

Since 1962, our name has stood for entrepreneurial independence, quality and sustainability. This makes us proud – and gives our customers confidence in having chosen the right partner.



„Sustainability? *Is our way of life.*“

Ecology and sustainability are increasingly the foundation of our daily decisions. Together with our goal-oriented product development and a future-oriented corporate policy, conscientious behavior toward people and the environment is one of the pillars of our success. This not only includes a commitment to observing laws and regulations, but also the intention to examine every process, day by day, and to optimize them beyond these requirements. We are filled with pride to prove that an environmentally responsible implementation of processes is possible.



“*Those who work with many materials, must know many materials.*”

When it comes to materials, perfection is our only standard. Whether wire, steel, sheet metal, wood or plastic – with our customized system solutions, we offer unique material expertise from a single source, resulting in a unique value-added chain. Our production in the heart of Germany, our enormous technical expertise and our commitment to always operating at the highest level in terms of process and quality give us and our customers the possibility to find new opportunities together.



“ *A future always
needs a past.* ”

Vauth-Sagel has successfully been in business for more than 50 years. Since the baby booming days of the 1960's to the rediscovery of the kitchen in the 80's – we have recognized and shaped social trends. Just as long we have been a close partner to kitchen industry. Our reliability commits us to lasting quality. We consider the internationally famous expression "Made in Germany" to be a promise that we commit to every day. This is the driving force to improve our efforts every day.







CERTIFICATE

VAUTH-SAGEL SYSTEMTECHNIK GmbH & Co. KG
WARRANTS ALL ITS PRODUCTS SUBJECT
TO THE TERMS AND CONDITIONS OF SALE
WITH A

LIFETIME WARRANTY





NOTES:





NOTES:



CONTACT



VAUTH-SAGEL GmbH & Co. KG
Neue Straße 27
D-33034 Brakel-Erkeln
Germany

Phone + (49) 0 5272 601 - 01
Fax + (49) 0 5272 601 - 191

Email: vs@vauth-sagel.de
Internet: www.vauth-sagel.com



Häfele India Pvt Ltd
Office No. 3, Bldg. A Beta,
i-Think Techno Campus
Opp. Kanjurmarg Station East,
Mumbai - 400042

Phone + (91) 22 61 42 61 00

Email: customercare@hafeleindia.com
Customer Care WhatsApp No.: +91 9769111122
For Enquiries SMS "HAFELE" to 56070
Internet: www.hafeleindia.com

Imprint

All parts of this brochure are property of Vauth-Sagel. Reproduction of the brochure or parts thereof in any form is prohibited without our approval.
We reserve all rights under copyright law. Any liability for typographical mistakes or errors is excluded. The dimensions are non-binding. We reserve the right to make design and technical changes.

FSC® (FSC-C116128)

We purchase and use primarily FSC mix "from responsible sources." The purchase, storage, processing and sale of FSC products are monitored by an FSC-accredited certifier. Our certification runs under the so-called COC (chain of custody), the so-called product chain. The product chain certification system guarantees to the consumer that the wood product with the FSC seal actually originates from a certified and responsibly managed forestry operation.

Publisher

Vauth-Sagel | Neue Straße 27 | 33034 Brakel-Erkeln | Phone: +49 (0) 5272 601-01
Email: vs@vauth-sagel.com | www.vauth-sagel.com

Version: November 2019 | © by Vauth-Sagel | All Rights Reserved.



