

LOOX INDUCTIVE CHARGER BY HÄFELE

CHARGE YOUR DEVICE WIRELESSLY

Damaged mobile charging cords and using different chargers for different phone brands are problems every cell-phone user faces. Loox by Häfele has come up with a simple solution for such issues in the form of its New Loox Inductive Charger. Loox as the pioneer of furniture lighting in India has the widest solutions for LED lighting; the incredibly simple, modular plug-and-play Loox system makes it easier than ever to integrate lighting into your furniture designs.

The New Loox Inductive Charger can be recessed in-line with your furniture or can be simply placed on it. You can position your mobile device^[Note1] on the charging station and it will start charging automatically as quickly and efficiently as it would with a conventional charger. The distinct anti-skid surface of the charger lowers the chance of your precious phone slipping and falling.

So go wireless with this new hassle-free, convenient and clutter-free solution by Häfele!



**5 YEARS
GUARANTEE***

LOOX5


Note 1: Any mobile device that is compatible with wireless charging can be charged using the Loox Inductive Charger

PRODUCT SPECIFICATIONS

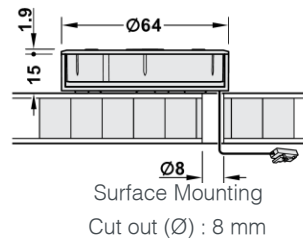
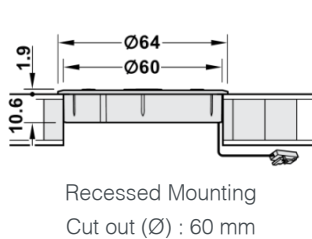
Material	Plastic
Colour	Black Matt
Dimensions (Ø)	64 mm
Charging Current	1A
Output Voltage	5 V
Standby Power Consumption	0.3 W
Power Consumption	Max. 10 W
Standard	WPC Compatible ^[Note 2]

Note 2: WPC (Wireless Power Consortium) Compatible devices are compliant with the Qi standard. Qi is an open interface that defines wireless power transfer using inductive chargers.

MOUNTING & USAGE



The connections to set up the system are as shown above. The Loox Inductive Charger is connected to the Loox 12V Driver which is then connected to the power supply via the EU Primary Cable.



The charger can be installed with your furniture in two ways – recessed into the surface or placed on it with the help of the mounting ring provided in the kit. The mounting ring can be screw fixed to the furniture if needed.

TO CHARGE YOUR DEVICE ON THE GO...!

If you would like your inductive charger to be more flexible to your lifestyle, you will find our Loox Modular Wall Plug Driver particularly handy! This driver works similar to your mobile adapter. You just need to plug it into the power supply, connect it to the inductive charger with a cable and voila! You have a portable inductive charger.



ORDERING INFORMATION

Article No.	Description
833.73.776	Inductive Charger with Mounting Ring and 2 m Lead
<i>Usage with Loox 12V Driver</i>	
833.74.960	Loox Driver, 12 V, 0-20 W
833.74.962	Loox Driver, 12 V, 0-40 W
833.74.913	Loox Driver, 12 V, 0-60 W
833.89.002	EU Primary Cable with 2 pin – 2 m
833.89.009	EU Open Ended Primary Cable – 2 m
<i>Portable Usage with Modular Wall Plug Driver</i>	
833.74.935	Loox Modular Wall Plug Driver, 12 V, 15 W
833.74.937	Loox Modular Wall Plug Driver, 12 V, 27 W
833.74.749	12V Cable with 2 Sockets – 2 m

Note 3: You need to order drivers according to the power requirement of devices that have to be connected to the driver. For e.g. the 20 W driver will be adequate for your inductive charger, but if you also want to connect additional furniture lights, you will need a driver with a higher power output.