

Furniture Fittings

The


**Stock articles
of India**

Complete


Häfele


Compact



		Furniture Handles and Knobs	1
		Knockdown Connectors, Shelf Supports and Minifix	2
		Hinges and Flap Fittings	3
		Locks/Locking Systems	4
		Kitchen Fittings and Accessories	5
		Aluminium Profiles	6
		Bedroom Fittings and Accessories	7
		Wardrobe Fittings	8
		Lighting Technology	9
		Drawer Runners, Sliding and Pull Out Cabinet Runners	10
		Table and Desk Fittings	11
		Screws and Tools	12

HÄFELE

Welcome to Hafele:



Fittings, Hardware and More!

Sibylle Thierer,
Managing Director of the
Hafele Group of Companies

*"We provide more than
just fittings and hardware:
We provide solutions"*

You know Hafele to be a leading furniture and hardware fittings company. Along with providing fittings we are continuously developing new ideas, technology, products and services that add to and expand our range of products. All with the aim of providing you with made-to-measure, economical solutions that will make you more competitive.

*"We optimised the way in
which you procure hardware
and furniture fittings."*

You will achieve more with a stronger partner. The Hafele advisers and representatives are specialists in all aspects of hardware and furniture fittings. They will advise and look after you in a professional manner - in planning, selection and processing.

*"Providing you with
value-added service."*

Hafele will assist you in your work with products and services that meet both customers and market requirements. Exactly tailored to your specific requirements, we can suggest alternative solutions with regard to technology and price.

*"You can choose from a
giant furniture and hardware
fittings product range"*

Our standard product range includes more than 50,000 items; all contained within the volumes of "The Complete Hafele" catalogues. Our contacts to customers of all types and fields such as planners on building sites, designers and manufacturers, ensure that our product range is always at the cutting edge. We also observe current market trends in the residential and equipment sectors and orient our products range accordingly.

*"You can count on
fair prices."*

Hafele can offer you reasonable prices because we practice rational manufacturing in our factories and purchase in large quantities worldwide.

*"We deal with your orders
carefully and speedily"*

As a customer you have the right to rapid, reliable delivery. This is taken care of by our sales companies, sales offices and our main warehouse and distribution center. Majority of our products are kept in stock.

*"You will achieve
the best results
with Häfele"*

Hafele gives you the peace of mind of having top quality in all areas. Quality assurance therefore goes without saying at Hafele and undergoes continuous further development. This is the only way for us to achieve the high quality standard that you can trust in every respect - regardless of the products that you decide to buy.

*"You will save time and
costs by obtaining your
requirements from Häfele"*

Nowadays all potential has to be exploited: Optimizing your procurements, reducing costs and increasing efficiency. Concentrate on furniture and hardware fittings from the provider that gives you the complete products range and the best know-how: Concentrate on Hafele, your partner for furniture and hardware fittings and more.

Introduction

HÄFELE



Dear Customer,

I am very proud to be able to present you with the new edition of our Furniture Fitting's Catalogue. As you can see it comes in a much handier format and is structured clearly so that you can find the fitting you are looking for easier and faster. You will find a lot of new and exciting fittings and accessories in this new catalogue - the majority of which are now available Ex-stock in Mumbai. These are attractive, hard wearing and reliable products which will perform their function well for many years to come - we guarantee it!

The furniture industry has grown rapidly in the last few years. We at Häfele have understood the growing needs of the furniture industry and have taken up the challenge to be the best suppliers of quality fittings and accessories, which are, not only aesthetically beautiful but give our customers the functionality that they need.

Häfele India has grown beyond our wildest dreams and we now have offices in most metros in India. We have also established our presence in countries like Sri Lanka, Bhutan, Nepal and Bangladesh. Our staff has more than tripled in the last few years and we will continue to add more talent to our team to provide better services to our customers across the country.

So please enjoy this handy guide to quality furniture fittings and accessories and let us have any recommendations in regard to products which you want us to add or any other improvements you would like to see in the services we provide.

As always the HAFELE Team is looking forward to being at your service.

Warmest regards

Jurgen Wolf

Managing Director
Häfele India Pvt. Ltd.

HÄFELE

One Stop Shop



Amidst the chaotic yet fast growing hardware market; Häfele stands apart as a complete solution provider and not just a brand that sells hardware. We cater to every part of a given home through our comprehensive interior solutions. This proposition is strongly backed by our service-oriented approach which includes anything from designing (in case of kitchens and wardrobes) to technical advice, hardware scheduling, training, warranties and most importantly after-sales support. We benefit from this exclusivity of being a preferred home interiors partner as we service our customers from the very start to the end of a project.

About Hafele India

Hafele India is a wholly-owned subsidiary of the Hafele Global network and has been operating in India since 2003 under the leadership of **Mr. Jürgen Wolf (Managing Director)**. The ability of the company to understand the diverse Indian market has made it an authority in the field of architectural hardware, furniture and kitchen fittings and accessories. The company also has a strong presence in synergized product categories namely Appliances, Lights and Sanitary catering to the focused demand from these industries.

The subsidiary has a nation-wide presence with offices in Mumbai, Pune, Ahmedabad, Bangalore, Chennai Hyderabad, Delhi and Kolkata. It has also spread its sales operations to other countries in South Asia including Nepal and Bhutan and has full-scale operations in Sri Lanka and Bangladesh with Regional offices in both the countries.

Hafele's design showrooms are hubs of international home interior trends and cutting edge designs presented in a world-class environment, where customers can see its home solutions in their inherent applications. These showrooms function as a one-stop-shop for all home interior and improvement needs - from receiving in-depth technical advice to kitchen and wardrobe designing services from the team of experts stationed at the showroom.

Hafele India services its customers with a base of over 700 employees, a well-networked Franchise base of over 80 shops along with over 1000 dealers situated across South Asia. The subsidiary has a sophisticated Logistics centre in Mumbai along with distribution centres in Delhi, Bangalore, Kolkata and Colombo respectively.





CMYK

HÄFELE

Living spaces are characterized by individual tastes, styles and aspirations. They reflect popular, contemporary trends and yet, are specific to individual requirements. Häfele, the Home Interiors Specialist Brand, constantly strives to introduce innovative and new interior functionalities that cater to all areas of the home - right from the main and internal doors to the different corners of the living room, bedroom, kitchen and bathroom - ensuring a seamless transformation of non-functional spaces into truly functional zones.

Through this catalogue you will be introduced to a host of Häfele solutions to assist you in making your lifestyle choices with an educated sensibility. We have a solution for every corner of your home - functionality for a lasting experience and design for an elegant look.

Over the years, Häfele has established itself as a leading manufacturer and supplier of fittings and accessories with focus on product development and service enhancements to ensure that all customer requirements are met with specific solutions. Our in-house brands (as listed below) have become leaders in their respective categories, epitomizing functionality, quality and design.

AMBIENT Lighting  **HÄFELE**
ENGINEERING

 **dialock** **Officys** **ixconnect**

In recent years, Häfele has partnered with leading global brands (as listed below) so as to offer the best solutions from across the world to our customers. These brands mark dominance in quality and blend in with our promise of world-class functionality.

 **blum**®  **ninka**®  **AGOFORM**® GmbH
Perfecting motion

**VAUTH-SAGEL****HUWIL****Hiddenbed**™**saheco**

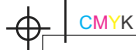
To read more about our innovative solutions, you can visit our website: www.hafeleindia.com or you can send your queries/inquiries to us at customercare@hafele.india.com and our dedicated team will assist you in every way possible.

CMYK



Furniture Handles, Profile Handles and Knobs





CMYK

HAFELE

Furniture Handles (Stainless Steel 304)

1

Furniture Handles and Knobs

Dimensional data not binding. We reserve the right to alter specifications without notice.

**Furniture Handles:
Finish:Stainless Steel Matt****8 mm Round Bar Handle**

Article No.	C to C
116.10.051	96 mm
116.10.052	128 mm
116.10.053	160 mm
116.10.055	224 mm
116.10.058	320 mm

10 mm Round Bar Handle

Article No.	C to C
117.40.051	96 mm
117.40.052	128 mm
117.40.053	160 mm
117.40.055	224 mm
117.40.058	320 mm

10 mm Round Bar Handle

Article No.	C to C
115.77.051	96 mm
115.77.052	128 mm
115.77.053	160 mm
115.77.055	224 mm
115.77.058	320 mm

Special Order

**Furniture Handles:
Finish:Stainless Steel Matt****10 mm Square x 10 mm Round
Handle**

Article No.	C to C
100.54.001	96 mm
100.54.002	128 mm
100.54.003	160 mm
100.54.005	224 mm
100.54.008	320 mm

**10 mm Round x 10 mm Square
Handle**

Article No.	C to C
115.95.001	96 mm
115.95.002	128 mm
115.95.003	160 mm
115.95.005	224 mm
115.95.008	320 mm

**Furniture Handles:
Finish:Stainless Steel Matt****10 x 10 mm Square
Handle**

Article No.	C to C
115.39.001	96 mm
115.39.002	128 mm
115.39.003	160 mm
115.39.005	224 mm
115.39.008	320 mm

**14 x 14 mm Square
Handle**

Article No.	C to C
115.41.011	448 mm

**12 x 12 mm Square
Handle & 6mm thickness**

Article No.	C to C
100.68.001	96 mm
100.68.002	128 mm
100.68.003	160 mm
100.68.005	224 mm
100.68.008	320 mm

Stock Available

Furniture Handles (Stainless Steel 304)

Furniture Handles:
Finish:Stainless Steel Matt

10 mm Round Bow Handle



Article No.	C to C
100.69.001	96 mm
100.69.002	128 mm
100.69.003	160 mm
100.69.005	224 mm
100.69.008	320 mm

10 x 10 mm Bow Handle



Article No.	C to C
100.55.001	96 mm
100.55.002	128 mm
100.55.003	160 mm
100.55.005	224 mm
100.55.008	320 mm

10 mm Round Rail Bar Handle



Article No.	C to C
101.20.071	96 mm
101.20.072	128 mm
101.20.073	160 mm
101.20.075	224 mm
101.20.078	320 mm

Special Order

Furniture Handles:
Finish:Stainless Steel Matt

10 mm Square x 10 mm Round Rail Bar Handle



Article No.	C to C
115.42.001	96 mm
115.42.002	128 mm
115.42.003	160 mm
115.42.005	224 mm
115.42.008	320 mm

8 mm Round x 12 mm Square Pull Handle



Article No.	C to C
100.67.006	256 mm

10 x 10 mm Furniture Handle
Height : 24mm



Article No.	C to C
115.68.002	128mm
115.68.004	192mm
115.68.008	320mm
115.68.014	640mm

Furniture Handles:
Finish:Stainless Steel Matt

25 x 12 mm Furniture Handle
Height : 40mm



Article No.	C to C
115.46.002	128mm
115.46.004	192mm
115.46.008	320mm
115.46.014	640mm

16 x 16 mm Furniture Handle
Height : 40mm



Article No.	C to C
115.62.002	128mm
115.62.004	192mm
115.62.008	320mm
115.62.014	640mm

32 x 6 mm Furniture Handle
Height : 30mm



Article No.	C to C
115.81.002	128mm
115.81.004	192 mm
115.81.008	320 mm
115.81.014	640 mm

Stock Available

1

Furniture Handles and Knobs

Dimensional data not binding. We reserve the right to alter specifications without notice.



CMYK

HAFELE

Furniture Handles (Stainless Steel 304)

1

Furniture Handles and Knobs

Furniture Handles: Finish: Stainless Steel Matt

12x6 mm Strip Bow Handle
Height :



Article No.	C to C
112.04.015	128mm
112.04.018	224mm

8X25X156 Mm, Stainless Steel
Matt Curve Handle,



Article No.	C to C
112.04.025	128mm

Dimensional data not binding. We reserve the right to alter specifications without notice.

Special Order

Furniture Handles: Finish: Steel

Dia 14 Mm, Stainless Steel Matt
Hollow Bar Handle,



Article No.	C to C
109.85.034	96mm
109.85.036	160mm
109.85.038	224mm
109.85.039	320mm

12X6X136 Mm, Stainless Steel
Matt Square Handle,



Article No.	C to C
115.67.024	96 mm
115.67.026	160 mm
115.67.029	320 mm

Furniture Handles: Finish: Steel

Finish: Steel Gold Polished



Article No.	C to C
116.09.815	96mm

Finish: Steel Gold Polished



Article No.	C to C
116.09.885	128mm

Finish: Steel White



Article No.	C to C
116.09.714	96mm

Finish: Steel White



Article No.	C to C
116.09.785	128mm

Stock Available

CMYK



HÄFELE

Furniture Handles Aluminium

Furniture Handles: Finish: Zinc Alloy

Finish: Zinc Alloy,
Stainless Steel



Article No.	C to C
110.08.011	96mm

Finish: Zinc Alloy,
Stainless Steel



Article No.	C to C
103.84.061	96mm

Special Order

Furniture Handles: Finish: Silver Anodized

Finish: Polished Chrome



Article No.	C to C
110.46.260	128 mm
110.46.261	160 mm
110.46.262	192 mm
110.46.263	224 mm

Finish: Black Anodized



Article No.	C to C
110.46.300	128 mm
110.46.301	160 mm
110.46.302	192 mm
110.46.303	224 mm

Furniture Handles: Finish: Silver Anodized

Finish: Chrome Polished/
Matt Black



Article No.	C to C
110.46.310	128 mm
110.46.311	160 mm
110.46.312	192 mm

Stock Available

1

Furniture Handles and Knobs

Dimensional data not binding. We reserve the right to alter specifications without notice.





CMYK

HAFELE

Furniture Handles (Aluminium)

1

Furniture Handles and Knobs

Dimensional data not binding. We reserve the right to alter specifications without notice.

Furniture Handles:
Finish: Silver Anodized

Article No.	C to C
110.71.931	96 mm
110.71.933	160 mm
110.71.935	224 mm
110.71.938	320 mm



Article No.	C to C
110.71.950	64 mm
110.71.951	96 mm
110.71.953	160 mm
110.71.955	224 mm

Furniture Handles:
Finish: Silver Anodized

Article No.	C to C
100.77.930	32 mm
100.77.931	64 mm
100.77.932	128 mm
100.77.933	160 mm
100.77.935	224 mm



Article No.	C to C
110.73.931	96 mm
110.73.933	160 mm
110.73.935	224 mm
110.73.938	320 mm



Article No.	C to C
107.55.931	96 mm
107.55.933	160 mm
107.55.935	224 mm
107.55.938	320 mm

Furniture Handles:
Finish: Silver Anodized

Article No.	C to C
100.90.931	96 mm
100.90.933	160 mm
100.90.935	224 mm
100.90.938	320 mm



Article No.	C to C
152.11.931	96 mm
152.11.933	160 mm
152.11.935	224 mm



Article No.	C to C	Finish
112.50.202	128 mm	Polished Chrome
112.50.602	128 mm	Matt Nickel

Special Order

Stock Available

CMYK





CMYK

HÄFELE

Furniture Handles (Aluminium)

Designer Furniture Handles

Article No.	C to C	Finish
112.81.344	192 mm	Black Nickel
112.81.347	288 mm	
112.81.349	480 mm	
112.81.244	192 mm	Polished Chrome
112.81.247	288 mm	
112.81.249	480 mm	Matt Nickel
112.81.644	192 mm	
112.81.647	288 mm	
112.81.649	480 mm	

Special Order

Designer Furniture Handles

Article No.	C to C	Finish
108.89.314	192 mm	Black Nickel
108.89.317	288 mm	
108.89.214	192 mm	Polished Chrome
108.89.217	288 mm	
108.89.614	192 mm	Matt Nickel
108.89.617	288 mm	



Article No.	C to C	Finish
112.66.254	192 mm	Polished Chrome
112.66.258	320 mm	
112.66.054	192 mm	Matt Nickel
112.66.058	320 mm	

Designer Furniture Handles

Article No.	C to C	Finish
112.89.394	192 mm	Black Nickel
112.89.398	320 mm	
112.89.294	192 mm	Polished Chrome
112.89.298	320 mm	
112.89.694	192 mm	Matt Nickel
112.89.698	320 mm	



Article No.	C to C	Finish
108.43.202	128 mm	Polished Chrome / Matt Chrome
108.43.207	288 mm	

Stock Available

1

Furniture Handles and Knobs

Dimensional data not binding. We reserve the right to alter specifications without notice.

CMYK



CMYK

HAFELE

Furniture Handles (Aluminium)

1

Furniture Handles and Knobs

Designer Furniture Handles

Article No.	C to C	Finish
112.51.250	16 mm	Polished Chrome
112.51.252	32 mm	
112.51.650	16 mm	Matt Nickel
112.51.652	32 mm	

Designer Furniture Handles

Article No.	C to C	Finish
151.75.932	128 mm	Polished Chrome



Article No.	C to C	Finish
110.99.100	64 mm	Polished Chrome
110.99.101	160 mm	
110.99.200	64 mm	Matt Nickel
110.99.201	160 mm	

Dimensional data not binding. We reserve the right to alter specifications without notice.

Special Order

Stock Available

CMYK



Designer Furniture Handles (Zinc Alloy)

Designer Furniture Handles

Can be Fixed at two different Positions
Finish: Polished chrome



Article No.	C to C
101.11.250	96 or 128 mm
101.11.253	160 or 192 mm
101.11.257	228 or 320 mm
101.11.259	448 or 480 mm

Can be used with two different sizes.
Finish: Polished chrome



Article No.	C to C
101.11.230	96 mm
101.11.232	128 mm or 160 mm
101.11.234	192 mm or 224 mm
101.11.238	320mm or 352 mm

Can be used with two different sizes.
Finish: Polished chrome



Article No.	C to C
113.90.210	64mm
113.90.211	96mm or 128 mm
113.90.213	160mm or 192 mm

Special Order

Designer Furniture Handles



Article No.	C to C	Finish
111.13.122	128mm	Matt Bronze
111.13.222	128mm	Polished chrome
111.13.128	320mm	Matt Bronze
111.13.228	320mm	Polished chrome



Article No.	C to C	Finish
104.32.631	96 mm	Matt Nickel
104.32.632	128 mm	
104.32.634	192 mm	



Article No.	C to C	Finish
102.29.250	160 mm	Polished chrome

Finish : Matt Nickel



Article No.	C to C
113.90.602	128 mm

Designer Furniture Handles



Article No.	C to C	Finish
108.84.630	32mm	Matt Nickel
108.84.230	32mm	Polished chrome



Article No.	C to C	Finish
108.84.240	32 mm	Polished chrome



Article No.	C to C	Finish
104.32.630	64 mm	Matt Nickel
104.32.230	64 mm	Polished chrome



Article No.	C to C	Finish
152.21.600	28 mm	Matt Nickel

Stock Available

1

Furniture Handles and Knobs

Dimensional data not binding. We reserve the right to alter specifications without notice.



CMYK

HÄFELE

Designer Furniture Handles (Zinc Alloy)

1

Furniture Handles and Knobs

Dimensional data not binding. We reserve the right to alter specifications without notice.

Designer Furniture Handles

Article No.	C to C	Finish
104.32.650	32 mm	Matt Nickel

Designer Furniture Handles

Article No.	C to C	Finish
113.79.603	160mm	Matt Nickel



Article No.	C to C	Finish
113.79.223	160mm	Polished Chrome
113.79.224	192mm	



Article No.	C to C	Finish
101.10.101	128 mm	Polished Chrome
101.10.102	256 mm	Polished Chrome

Designer Furniture Handles

Article No.	C to C	Finish
108.25.331	128 mm	Polished Chrome

**Zinc Alloy, Chrome Plated**

Article No.	C to C
111.87.503	192 mm
111.87.502	128 mm
111.87.501	

Zinc Alloy, Nickel Brushed

Article No.	C to C
111.87.603	192 mm
111.87.602	128 mm
111.87.601	

Special Order

Stock Available

CMYK



Designer Furniture Handles (Zinc Alloy)

Designer Furniture Handles

Finish: Polish Chrome/ White



Article No.	C to C
107.93.271	96mm

Finish: Polish Chrome/ Black



Article No.	C to C
107.93.231	96mm

Finish: Polish Chrome



Article No.	C to C
102.27.210	96mm
102.27.220	128mm

Finish: Chrome Matt



Article No.	C to C
102.27.410	96mm
102.27.420	128mm

Special Order

Designer Furniture Handles

Finish: Black Matt



Article No.	C to C
102.27.310	96mm
102.27.320	128mm

Finish: Chrome Matt



Article No.	C to C
107.20.402	96mm
107.20.403	128mm

Finish: Chrome Matt



Article No.	C to C
107.20.602	96mm
107.20.603	128mm

Finish: Chrome Matt



Article No.	C to C
107.20.303	128mm

Designer Furniture Handles

Finish: Gold Polish



Article No.	C to C
107.20.802	96mm

Finish: Polish Chrome



Article No.	C to C
102.02.200	16mm

Finish: Aluminium



Article No.	C to C
102.02.900	16mm

Finish: Stainless Steel Coloured



Article No.	C to C
102.02.600	16mm

Stock Available

1

Furniture Handles and Knobs

Dimensional data not binding. We reserve the right to alter specifications without notice.



CMYK

HAFELE

Designer Furniture Handles (Zinc Alloy)

1

Furniture Handles and Knobs

Dimensional data not binding. We reserve the right to alter specifications without notice.

Designer Furniture Handles**Finish:** Polish Chrome

Article No.	C to C
111.36.210	64mm

Finish: Chrome Matt

Article No.	C to C
111.36.410	64mm

Finish: Nickel Brushed

Article No.	C to C
111.36.610	64mm

Special Order

Designer Furniture Handles**Finish:** Nickel Matt

Article No.	C to C
116.22.638	96mm
116.22.647	128mm

Finish: Polish Chrome

Article No.	C to C
116.22.236	96mm

Finish: Black Matt

Article No.	C to C
116.22.334	96mm
116.22.343	128mm

Designer Furniture Handles**Finish:** Brushed Nickel Matt With Crystal

Article No.	C to C
102.12.622	128mm
102.12.623	160mm

Finish: Brushed Nickel Matt With Crystal

Article No.	C to C
110.29.210	96mm

Finish: Brushed Nickel Matt With Crystal

Article No.	C to C
106.11.214	128mm

Finish: Polish Chrome

Article No.	C to C
131.10.610	

Stock Available

CMYK





CMYK

HÄFELE

Designer Furniture Handles (Zinc Alloy)

**Designer Furniture
Handles****Finish:** Zinc Alloy Chrome Plated

Article No.	C to C
111.67.601	64mm
111.67.602	160mm

Finish: Zinc Alloy Nickel Brushed

Article No.	C to C
111.67.701	64mm
111.67.702	160mm

**Designer Furniture
Handles****Finish:** Zinc Alloy Matt
Vibed Bronze

Article No.	C to C
111.13.995	16mm
111.13.996	128mm
111.13.997	192mm

1

Furniture Handles and Knobs

Dimensional data not binding. We reserve the right to alter specifications without notice.

Special Order

Stock Available

CMYK





CMYK

HAFELE

Designer Furniture Handles (Zinc Alloy)

1

Furniture Handles and Knobs

Dimensional data not binding. We reserve the right to alter specifications without notice.

Designer Furniture Handles**Finish:** Polish Chrome

Article No.	C to C
111.05.293	64mm
111.05.295	128mm
111.05.296	160mm
111.05.297	192mm
111.05.299	256mm

Finish: Polish Chrome

Article No.	C to C
111.07.200	32mm

Special Order

Designer Furniture Handles**Finish:** Polish Chrome

Article No.	C to C
111.07.204	192mm

Finish: White Lacquered

Article No.	C to C
111.05.717	192mm

Finish: Black Lacquered

Article No.	C to C
111.05.317	192mm

Stock Available

CMYK





CMYK

HÄFELE

Designer Furniture Handles (Zinc Alloy)

Designer Furniture Handles**Finish:** Polish Chrome

Article No.	C to C
101.11.217	256mm
101.11.218	128mm

Designer Furniture Handles**Finish:** Polish Chrome / White

Article No.	C to C
101.11.246	96mm
101.11.245	160mm
101.11.240	32mm

Finish: Polish Chrome

Article No.	C to C
101.11.288	288mm

Finish: Polish Chrome

Article No.	C to C
101.11.279	320mm

Designer Furniture Handles**Finish:** Polish Chrome

Article No.	C to C
101.11.275	128mm

1

Furniture Handles and Knobs

Dimensional data not binding. We reserve the right to alter specifications without notice.

Special Order

Stock Available

CMYK





CMYK

HAFELE

Designer Furniture Handles (Plastic)

1

Furniture Handles and Knobs

Dimensional data not binding. We reserve the right to alter specifications without notice.

Designer Furniture Handles**Finish:** Polished Chrome With White Plastic

Article No.	C to C
106.66.270	

Finish: Polished Chrome With Black Plastic

Article No.	C to C
106.66.230	

Designer Furniture Handles**Finish:** Polished Chrome With Green Plastic

Article No.	C to C
134.08.200	

Finish: Polished Chrome With White Plastic

Article No.	C to C
134.08.270	

Special Order

Stock Available

CMYK



Designer Furniture Handles (Leather)

Designer Furniture Handles

Material: Zinc Alloy/ Leather
Finish: Polished Chrome/ Light Brown



Article No.	C to C
110.81.150	32 mm

Material: Zinc Alloy/ Leather
Finish: Stainless Steel Coloured/ Dark Brown



Article No.	C to C
110.79.012	128 mm

Special Order

Designer Furniture Handles

Material: Zinc Alloy/ Leather
Finish: Stainless Steel Coloured/ Dark Brown



Article No.	
110.76.011	

Material: Stainless Steel/ Leather
Finish: Stainless Steel Coloured/ Black



Article No.	
105.94.350	

Material: Zinc Alloy/ Leather
Finish: Polished Chrome/Brown



Article No.	
101.18.120	

Designer Furniture Handles

Material: Zinc Alloy/ Leather
Finish: Brown



Article No.	C to C
109.64.130	64 mm

Material: Zinc Alloy/ Leather
Finish: Black



Article No.	C to C
105.95.350	12 mm

Material: Zinc Alloy/ Leather
Finish: Matt Chrome/ Black
Size: 57 mm x 57 mm



Article No.	C to C
131.11.350	16 mm

Stock Available

1

Furniture Handles and Knobs

Dimensional data not binding. We reserve the right to alter specifications without notice.



CMYK

HAFELE

Furniture Knobs (Stainless Steel 304)

1

Furniture Handles and Knobs

Dimensional data not binding. We reserve the right to alter specifications without notice.

Designer Furniture Knobs

Stainless Steel Matt Square

Article No.	Size
134.28.060	12X6X50 mm

Stainless Steel Matt Round,
c/c 16 Mm, Stainless Steel Matt

Article No.	Size
134.28.070	32x8x38 mm



Stainless Steel Matt Round Knob

Article No.	Size
134.28.080	Dia 25x25 mm

Special Order

Designer Furniture Knobs

Stainless Steel Matt Round

Article No.	Size
134.28.100	Dia 32x26 mm



Stainless Steel Matt Round

Article No.	Size
134.28.090	Dia 32x30 mm

Stock Available

CMYK



Furniture Knobs (Stainless Steel 304)

Designer Furniture Knobs

Finish: Stainless Steel Matt



Article No.	Size
134.79.002	25 mm

Finish: Stainless Steel Matt



Article No.	Size
134.28.000	30 mm

Finish: Stainless Steel Matt



Article No.	Size
134.26.053	19 mm



Article No.	Size
134.81.002	25 mm

Special Order

Designer Furniture Knobs

Finish: Stainless Steel Matt



Article No.	Size
134.12.002	25 mm

Finish: Stainless Steel Matt



Article No.	Size
134.29.003	25 mm
134.29.004	30 mm

Finish: Silver Anodized Aluminium



Article No.	Size
135.93.903	20 mm
135.93.904	25 mm

Stock Available

1

Furniture Handles and Knobs

Dimensional data not binding. We reserve the right to alter specifications without notice.



CMYK

HAFELE

Flush Handles (Zinc Alloy)

1

Furniture Handles and Knobs

Flush Handles

Article No.	Size	Finish
161.30.600	96 mm	Matt Nickel
161.30.200	96 mm	Polished Chrome

Size : 142 x 17 mm



Article No.	Finish
151.11.603	Matt Nickel

Size : 80 x 256 x 16 mm



Article No.	Finish
151.65.900	Silver 7

Special Order

Flush Handles

Size : 154 x 16.5 mm



Article No.	Finish
151.96.601	Matt Nickel

Size : 56 x 16.5 mm



Article No.	Finish
151.96.200	Polished Chrome

Size : 45 x 17.5 mm



Article No.	Finish
151.96.210	Polished Chrome

Flush Handles (Aluminium)

Flush Handles

Article No.	C to C	Finish
152.23.201	128 mm	Polished Chrome
152.23.601	128 mm	Matt Nickel



Article No.	C to C	Finish
152.11.931	96 mm	Silver Anodized Aluminium
152.11.933	160 mm	
152.11.935	224 mm	



Article No.	C to C	Finish
152.24.933	160 mm	Aluminium Painted
152.24.935	224 mm	

Stock Available

Dimensional data not binding. We reserve the right to alter specifications without notice.

CMYK





CMYK

HÄFELE

Furniture Knobs (Plastic)

Plastic Flush Handles

Plastic Flush Handle,glue Fixing
Size: 14 x 115mm



Article No.	Finish
158.05.704	White

Plastic Flush Handle,glue Fixing



Article No.	Finish
158.05.106	Black

Plastic Flush Handles

Plastic Flush Handle,glue Fixing
Size: 26 x 78mm



Article No.	Finish
158.03.737	White

Plastic Flush Handle,glue Fixing
Size: 26 x 78mm



Article No.	Finish
158.03.639	Black

Insert Handle, Plastic
Aluminium Coloured
Size: 84 x 38mm



Article No.	Finish
158.44.925	Aluminium Coloured

Plastic Flush Handles

Insert Handle,zinc Alloy
Aluminium Coloured
Size: 180mm



Article No.	Finish
108.68.914	Aluminium Coloured

1

Furniture Handles and Knobs

Dimensional data not binding. We reserve the right to alter specifications without notice.

Special Order

Stock Available

CMYK





CMYK

HAFELE


Flush Handles (Zinc Alloy)

1

Furniture Handles and Knobs

Flush Handles**Insert Handle**
Size : 140 mm

Article No.	Finish
151.58.912	Polish Chrome

Insert Handle
Size : 177 mm

Article No.	Finish
151.47.231	Polish Chrome

Dimensional data not binding. We reserve the right to alter specifications without notice.

Special Order

Flush Handles**Insert Handle**
Size : 177 mm

Article No.	Finish
151.58.600	Stainless Steel Coloured
151.58.200	Polished Chrome
151.58.900	Aluminium Coloured

Stock Available

CMYK





CMYK

HÄFELE

Furniture Knobs (Zinc Alloy)

Furniture Knobs**Size:** 44 x 46 x 32 mm
C to C: 32mm

Article No.	Finish
124.41.202	Polished chrome

Size: 40 x 40 x 32 mm
C to C: 32mm

Article No.	Finish
161.02.600	Matt Nickel

Size: 57 x 23 x 16mm

Article No.	Finish
131.11.400	Matt Chrome
131.11.200	Polished Chrome
131.11.000	Stainless Steel Coloured

Special Order

Furniture Knobs**Size:** 41 x 21 mm

Article No.	Finish
137.55.250	Polished Chrome

1

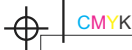
Furniture Handles and Knobs

Dimensional data not binding. We reserve the right to alter specifications without notice.

Stock Available

CMYK





HAFELE

Flush Handles (Zinc Alloy)

1

Furniture Handles and Knobs

Inset Handles

Finish: Silver Anodized



Article No.	C to C
151.85.921	128 mm
151.85.922	160 mm
151.85.923	192 mm
151.85.927	320 mm

Aluminium Profile Handle: Can be used as a profile in full length or could be used in cut lengths. In case of cut lengths profile end caps to be ordered extra.
Finish: Silver Anodized Aluminium



Article No.	Size (L x D x H)
151.85.930	972 x 21 x 43 mm

End Cover Cap
Material: Zinc alloy



Article No.	Finish
151.85.989	Aluminium Colour

Dimensional data not binding. We reserve the right to alter specifications without notice.

Special Order

Inset Handles

Finish: Stainless Steel coloured



Article No.	C to C
151.86.021	128 mm
151.86.022	160 mm
151.86.023	192 mm
151.86.027	320 mm

Aluminium Profile Handle: Can be used as a profile in full length or could be used in cut lengths. In case of cut lengths profile end caps to be ordered extra.
Finish: Stainless steel coloured



Article No.	Size (L x D x H)
151.86.030	972 x 19 x 49 mm

Profile End Caps



Article No.	Finish
151.86.089	Stainless Steel Coloured

Finish : Aluminium Coloured / Silver Coloured



Article No.	C to C
151.76.901	96 mm
151.76.902	128 mm
151.76.903	160 mm
151.76.904	192 mm

Flush Handle

Pressing the lower section, Projects the upper section outside. Unique design and gives complete grip to open furniture fronts.



Article No.	Size	Finish
152.16.710	112 x 87 mm	White Coloured
152.16.711	152 x 87 mm	White Coloured

Article No.	Size	Finish
152.16.000	112 x 87 mm	Stainless Steel Coloured
152.16.001	152 x 87 mm	Stainless Steel Coloured

Flush Handles for Sliding Door



C/C : 70mm

Article No.	Size (L x H x D)
901.00.420	87.5 x 152.5 x 14.8mm

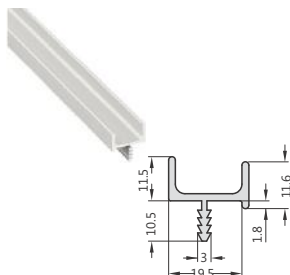
Finish: Stainless Steel Coloured

Stock Available

Furniture Profile Handles (Aluminium)

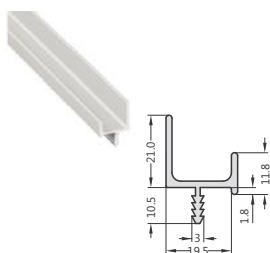
Grip Profile Handles

Finish: Silver Anodized



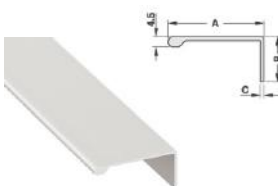
Article No.	Length
126.20.905	2500 mm

Finish: Silver Anodized



Article No.	Length
126.21.902	2500 mm

Finish: Silver Anodized

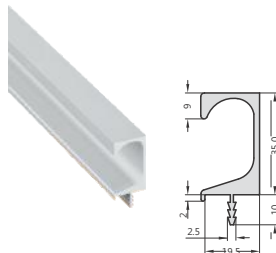


A= 43mm
B= 20mm
C=1.6mm

Article No.	Length
126.14.901	2500 mm

Special Order

Grip Profile Handles



Finish: Silver Anodized

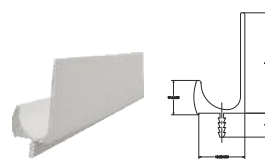
Article No.	Length
126.27.910	3000 mm

Finish: Stainless Steel Hairline

Article No.	Length
126.27.973	3000 mm

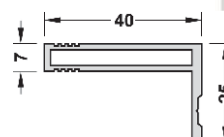

Grip Profile Handles

Finish: Silver Anodized



Article No.	Length
126.51.910	3000 mm

Profile Handle for Wood Sliding Door



Material : Aluminium
Finish : Silver anodized

Article No.	Length
126.12.900	2500 mm

Stock Available

1

Furniture Handles and Knobs

Dimensional data not binding. We reserve the right to alter specifications without notice.



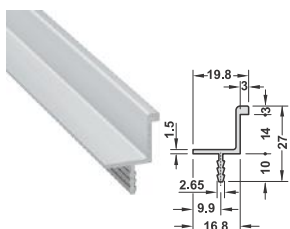
CMYK

HAFELE

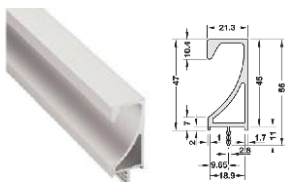
Flush Handles (Zinc Alloy)

1

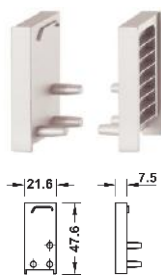
Furniture Handles and Knobs

Inset Handles**Finish:** Silver Anodized

Article No.	Length
126.35.945	2500 mm

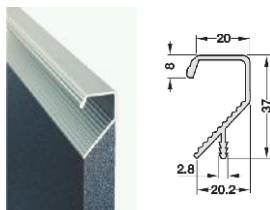
Finish: Silver Anodized

Article No.	Length
126.39.925	2500 mm

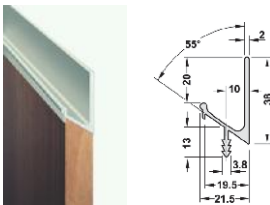
Finish: Silver Anodized
End Cap For 126.39.925
Plastic Silver Coloured

Article No.	
126.39.997	RHS
126.39.998	LHS

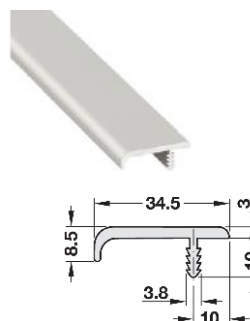
Special Order

Inset HandlesGrip Profile Handle
Material: Aluminium Anodized

Article No.	Length
126.34.925	2500 mm

Grip Profile Handle
Material: Aluminium Anodized

Article No.	Length
126.35.925	2500 mm

Flush HandleGrip Profile Handle
Material: Aluminium Anodized

Article No.	
126.15.901	

Stock Available

Dimensional data not binding. We reserve the right to alter specifications without notice.

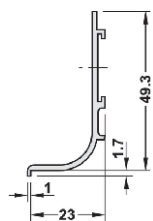
CMYK



Furniture Profile Handles (Aluminium)


Gola Profile Handles

Finish: Silver Anodized



Article No.	Length
126.37.900	2500 mm

Finish: White Coloured



Article No.	Length
126.37.700	2500 mm

Finish: Black Coloured



Article No.	Length
126.37.300	2500 mm

Special Order

Gola Profile Handles

Cover Cap For L Shape Gola Profile



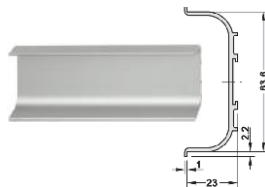
RHS Cap

Article No.	Finish
126.37.997	Silver Coloured
126.37.977	White Coloured
126.37.937	Black Coloured

LHS Cap


Article No.	Finish
126.37.998	Silver Coloured
126.37.978	White Coloured
126.37.938	Black Coloured

Finish: Silver Coloured



Article No.	Length
126.36.900	2500 mm

Finish: White Coloured



Article No.	Length
126.36.700	2500 mm

Gola Profile Handles

Finish: Black Coloured



Article No.	Length
126.36.300	2500 mm

Cover Cap For C Shape Gola Profile



Article No.	Finish
126.37.996	Silver Coloured
126.37.976	White Coloured
126.37.936	Black Coloured

Fixing Bracket For Gola Profile



Article No.	Finish
126.37.990	Stainless Steel Matt

Stock Available

1

Furniture Handles and Knobs

Dimensional data not binding. We reserve the right to alter specifications without notice.



CMYK

HAFELE

Furniture Profile Handles (Aluminium)

1

Furniture Handles and Knobs

Gola Profiles**Outward 90° Connector For
C-shape Gola Profile**

Article No.	Finish
126.37.986	Silver Coloured
126.37.771	White Coloured
126.37.371	Black Coloured

**Inward 90° Connector For
L-shape Gola Profile**

Article No.	Finish
126.37.980	Silver Coloured
126.37.774	White Coloured
126.37.374	Black Coloured

Gola Profiles**Outward 90° Connector For
L-shape Gola Profile**

Article No.	Finish
126.37.985	Silver Coloured
126.37.775	White Coloured
126.37.375	Black Coloured

**Inward 90° Connector For
C-shape Gola Profile**

Article No.	Finish
126.37.981	Silver Coloured
126.37.770	White Coloured
126.37.370	Black Coloured

NEW!

Dimensional data not binding. We reserve the right to alter specifications without notice.

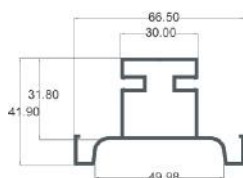
Special Order

Stock Available

CMYK



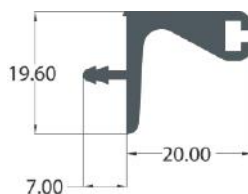
Gola Profile Handles



Length : 3000 mm

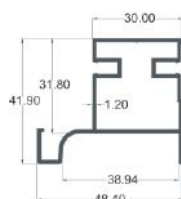
Article No.	Finish
126.07.903	Silver Anodized
126.07.003	Stainless Steel Hairline

Gola Profile Handles



Length : 3000 mm

Article No.	Finish
126.07.923	Silver Anodized
126.07.023	Stainless Steel Hairline



Length : 3000 mm

Article No.	Finish
126.07.913	Silver Anodized
126.07.013	Stainless Steel Hairline

Special Order

Stock Available

1

Furniture Handles and Knobs

Dimensional data not binding. We reserve the right to alter specifications without notice.

HAFELE

Furniture Profile Handles (Aluminium)

1

Furniture Handles and Knobs

Profile Handles

Lip Profile Handle
Finish: Chrome Plated



Article No.	Size
126.10.201	147 mm
126.10.202	297 mm
126.10.203	447 mm
126.10.204	597 mm
126.10.205	897 mm

Profile Handle
Finish: Chrome Plated



Article No.	Size	C to C
126.10.303	550 mm	448 mm
126.10.302	450 mm	320 mm
126.10.301	250 mm	160 mm

Profile Handle



Finish: Chrome Plated

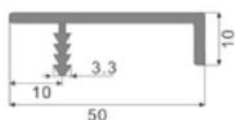
Article No.	Size	C to C
126.05.701	150 mm	64 mm
126.05.702	190 mm	96 mm
126.05.703	230 mm	128 mm
126.05.704	290 mm	192 mm
126.05.705	430 mm	320 mm

Special Order

Profile Handles

Finish: Nickel Brushed

Article No.	Size	C/c
126.05.801	150 mm	64 mm
126.05.802	190 mm	96 mm
126.05.803	230 mm	128 mm
126.05.804	290 mm	192 mm
126.05.805	430 mm	320 mm



Aluminium Lip profile
handle-Silver Anodized

Article No.	Size
126.06.900	147 mm
126.06.901	297 mm
126.06.902	447 mm
126.06.903	597 mm
126.06.904	897 mm

Aluminium Lip profile handle-
Stainless Steel hairline

Article No.	Size
126.06.000	147 mm
126.06.001	297 mm
126.06.002	447 mm
126.06.003	597 mm
126.06.004	897 mm

Profile Handles



Article No.	Size	Finish
126.26.273	300mm	Polished Chrome
126.26.276	450mm	
126.26.279	600mm	
126.26.282	900mm	
126.26.073	300mm	Matt Nickel
126.26.076	450mm	
126.26.079	600mm	
126.26.082	900mm	

Stock Available



CMYK

HÄFELE

Designer Furniture Handles (Porselen)

Designer Handles**Finish:** Antique Brass/black And Gold

Article No.	C to C
121.50.903	128 mm
121.50.902	96 mm
121.50.901	64 mm

Finish: Antique Brass/red And Gold

Article No.	C to C
121.50.536	128 mm
121.50.535	Knob

Finish: Antique Iron/ Black And Silver

Article No.	C to C
121.50.546	128 mm
121.50.545	Knob

Special Order

Designer Handles**Finish:** Antique Brass/crack Finish

Article No.	C to C
121.40.813	128 mm
121.40.812	96 mm
121.40.811	Knob

Finish: Antique Brass/crack Finish

Article No.	C to C
121.99.002	128 mm
121.99.001	32 mm

Finish: Antique Brass/crack Finish

Article No.	C to C
121.87.002	128 mm
121.87.001	Knob

Designer Handles**Finish:** Antique Brass/White Finish

Article No.	C to C
121.00.003	160 mm
121.00.002	128 mm
121.00.001	Knob

1

Furniture Handles and Knobs

Dimensional data not binding. We reserve the right to alter specifications without notice.

Stock Available

CMYK



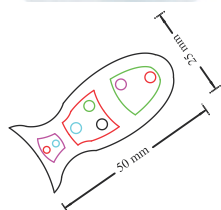
HAFELE

Furniture Handles (Aluminium & Resin Knobs)

1

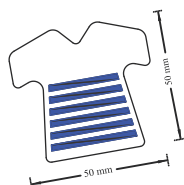
Furniture Handles and Knobs

Kids Knobs



Size: 50 x 25mm
Finish: Aluminium & Resin

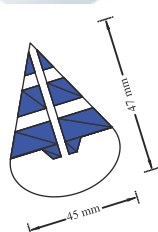
Article No.	Description
131.97.901	Fish



Size: 50 x 50mm
Finish: Aluminium & Resin

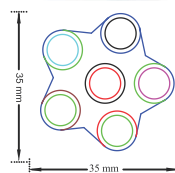
Article No.	Description
131.97.902	T-Shirt

Kids Knobs



Size: 45 x 47mm
Finish: Aluminium & Resin

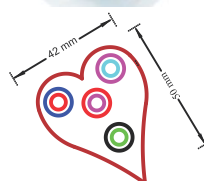
Article No.	Description
131.97.903	Anchor & Ship



Size: 35 x 35mm
Finish: Aluminium & Resin

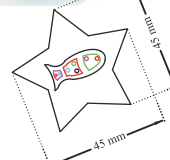
Article No.	Description
131.97.904	Star with Circles

Kids Knobs



Size: 42 x 50mm
Finish: Aluminium & Resin

Article No.	Description
131.97.905	Heart



Size: 45 x 45mm
Finish: Aluminium & Resin

Article No.	Description
131.97.906	Star with Fish



Size: 47 x 38mm
Finish: Aluminium & Resin

Article No.	Description
131.97.907	Short

Dimensional data not binding. We reserve the right to alter specifications without notice.

Special Order

Stock Available



CMYK

HÄFELE

Furniture Knobs (Porselen)

Kids Knobs

Furniture Kids Knob, Porselen



Article No.	Description
128.99.000	Red Heart

Furniture Kids Knob, Porselen



Article No.	Description
128.99.001	Fish

Special Order

Kids Knobs

Furniture Kids Knob, Porselen



Article No.	Description
128.99.002	Pengvin

Stock Available

1

Furniture Handles and Knobs

Dimensional data not binding. We reserve the right to alter specifications without notice.

CMYK





CMYK

HAFELE

Furniture knobs for Kid's (ABS Plastic)

1

Furniture Handles and Knobs

Dimensional data not binding. We reserve the right to alter specifications without notice.

Kid's Handle - Crab

Article No.	Finish
128.00.001	Red Leg/ Green Body

Article No.	Finish
128.00.002	Yellow Leg/ Green Body

Kid's Handle - Snail

Article No.	Finish
128.00.032	Light Pink Body/ green Coquille

Article No.	Finish
128.00.031	White Body/ green Coquille

Kid's Handle - Worm

Article No.	Finish
128.00.011	Yellow Back/green Belly

Article No.	Finish
128.00.012	Green Back/red Belly

Kid's Handle - Rabbit

Article No.	Finish
128.00.042	Green Head/ Red Nose

Article No.	Finish
128.00.041	Light Blue Head/ Black Nose

Kid's Handle - Frog

Article No.	Finish
128.00.022	Red

Article No.	Finish
128.00.021	Green

Special Order

Stock Available

CMYK



ixconnect
Connectors and Shelf Supports

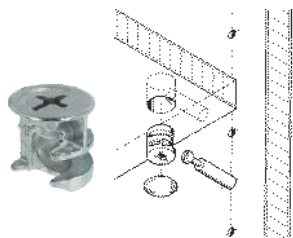


Minifix Connectors

Minifix 15

Connector Housing for wood thickness from 12 to 23mm

Finish: Zinc Alloy,



Article No.	Finish
262.26.070	15 dia/ wood 12mm Bright
262.26.532	15 dia/ wood 15 mm Nickel Plated
262.26.534	15 dia/ wood 18 mm Nickel Plated
262.26.264	15 dia / wood 23 mm Bright

Econo S Bolt

Steel Galvanized with clip-on plastic sleeve, 5 mm Euro thread. Thread length 11mm.
Sleeve-Polystyrene Red.



Article No.	Drilling distance
262.27.679	24 mm
262.28.679	34 mm

Minifix Connectors

Econo Bolt- Machine Thread

Steel Galvanized 5 mm machine thread. Thread length 11mm.



Article No.	Drilling distance
262.28.643	34 mm

Econo Bolt-Machine Thread (Steel Galvanized M6x9 mm)



Article No.	Drilling distance
262.28.319	34 mm

Econo Bolt - Euro Thread

Steel Galvanized 5 mm Euro thread. Thread length 11mm.



Article No.	Drilling distance
262.28.624	34 mm

Cover Cap

Dowel: Nylon Socket for Machine Thread Econo Bolts




Article No.	Dia. x Length
039.33.268	10.8 x 11.5mm

Dowel: Nylon Socket for Econo S Bolts and Euro threaded Bolts



Article No.	Dia. x Length
039.32.050	10 x 12 mm

Cover Cap for Minifix 15 housing, for **Thickness** from 13 to 29 mm
Diameter: 17 mm
Material: Plastic



Article No.	Colour
262.24.064	Pine for 13mm - 15mm
262.24.055	Pine for 16mm - 29mm
262.24.751	White for 16mm - 29mm
262.24.153	Brown for 16mm - 29mm





Dimensional data not binding. We reserve the right to alter specifications without notice.

Special Order





Stock Available

Minifix Connectors

Ordering Information

	Article No.	2 Piece Connector	3 Piece Connector	4 Piece Connector
	Minifix casing			
	262.26.070	1 no. as per requirement	1 no. as per requirement	1 no. as per requirement
	262.26.532			
	262.26.534			
	262.26.264			
	Connecting Bolt			
	262.28.679	1 no. as per requirement	1 no. as per requirement	1 no. as per requirement
	262.27.679			
	262.28.624			
	Dowel			
	039.32.050		1 no.	as per requirement
	Cover Cap			
	262.24.064			1 no. as per requirement
	262.24.055			
	262.24.751			
	262.24.153			

Ordering Information

	Article No.	2 Piece Connector	3 Piece Connector	4 Piece Connector
	Minifix casing			
	262.26.070	1 no. as per requirement	1 no. as per requirement	1 no. as per requirement
	262.26.532			
	262.26.534			
	262.26.264			
	Machine Thread Connecting Bolt			
	262.28.643	1 no.	1 no.	as per requirement
	262.28.319	1 no.	1 no.	as per requirement
	Dowel			
	039.33.268		1 no.	as per requirement
	Cover Cap			
	262.24.064			1 no. as per requirement
	262.24.055			
	262.24.751			
	262.24.153			

Special Order

Stock Available

2

Knockdown Connectors and Shelf Supports

Dimensional data not binding. We reserve the right to alter specifications without notice.

Minifix Connectors

Minifix Bolts

For Ø8 mm drill hole with snap ring

Area of application : For double-sided installation

Panel thickness : 19mm

Material : Steel

Finish: Galvanized



Article No.	Drilling Distance
262.27.814	24 mm
262.28.811	34 mm

For double -sided installation

Area of application : Double-ended bolt for mitre cuts from 20° to 90°

Material : Steel

Finish: Galvanized



Article No.	Drilling Distance
262.12.859	24 mm

Dowel: Made of white birch wood



Article No.	Dia. & Length
267.89.832	8 x 30 mm
267.89.833	8 x 35 mm
267.89.834	8 x 40 mm
267.89.845	10 x 50 mm
267.89.846	10 x 60 mm
267.89.861	16 x 120 mm

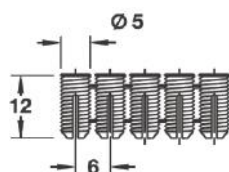
Special Order

Spreading Sleeve

Minifix Spreading sleeve Strip of Sleeves

For drilled hole Ø 5 mm

Material : Nylon



Article No.	Length
042.98.051	12 mm

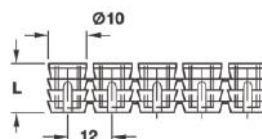
Minifix Sleeve

Minifix sleeve

M6 glue-in Sleeves

For drilled hole Ø 10 mm

Material : Nylon



Article No.	Length
039.35.064	13 mm

Stock Available

Dimensional data not binding. We reserve the right to alter specifications without notice.

Maxifix Connectors

Maxifix E Connector housing, suitable for connections that are permanently subjected to very high loads such as connections in carcasses and beds.

For wood thickness from 19 mm and above. 35mm ø

Finish: Zinc alloy.



Pz3 Cross Slot

Article No.	Finish
262.87.013	Bright
262.87.713	Nickel Plated
262.87.613	Nickel Col.

35mm ø



Hexagon Socket

Article No.	Finish
262.87.003	Bright
262.87.703	Nickel Plated
262.87.603	Nickel Col.

Maxifix Connecting Bolt with M6 and M8 threading
Length : 28.5 mm & 48.5 mm



Thread	Article No.	Drilling Distance
M6	262.87.901	28.5 mm
	262.87.902	48.5 mm
M8	262.87.911	28.5 mm
	262.87.912	48.5 mm

Special Order

Maxifix Connectors

TRIM cap: Plastic cover cap for Maxifix Connectors
39mm ø



Trim Cap

Article No.	Finish
262.87.790	White
262.87.190	Brown
262.87.490	Beige

Maxifix Connectors

Glue-in Dowel: Plastic socket for M6 threaded bolt



Article No.	Dia. x Length
039.33.462	8 mm x 11 mm
039.33.266	10 mm x 11 mm

Ordering Information

Article No.	3 Piece connector	4 Piece connector
Minifix casing		
262.87.013	1 no. as per requirement	1 no. as per requirement
262.87.713		
262.87.613		
262.87.003		
262.87.703		
262.87.603		
Connecting Bolt		
262.87.901	1 no. as per requirement	1 no. as per requirement
262.87.902		
262.87.911		
262.87.912		
Glue-in Dowel		
039.33.462	1 no. as per requirement	1 no. as per requirement
039.33.266		
Cover Cap		
262.87.790	—	1 no. as per requirement
262.87.190		
262.87.490		

Stock Available

Dimensional data not binding. We reserve the right to alter specifications without notice.

Slimfix Connectors

Rafix - SE 32: Connector housing, for secure tightening. No displacement of side panels even after repeated slackening and re-tightening, since the bolts are centrally guided.



For wood thickness from 16mm

Article No.	Finish
263.13.703	Nickel plated

For wood thickness 19 mm

Article No.	Finish
263.13.705	Nickel plated

Rafix - SE Connecting Bolts
Steel with Special threading (EURO)
for Drilled hole Ø 5 mm
Thread length 12 mm
Drive: Cross slot Pz2



Article No.	Finish
263.20.981	Galvanized

Rafix - SE Connecting Bolts
for Drilled hole Ø 5 mm
Thread length 7.5 mm
Material: Zinc Alloy
Thread: Special thread (EURO)
Drive: Cross slot Pz2



Article No.	Finish
263.20.131	Galvanized

Special Order

Pushfix Connectors

Rafix - SE 32: Connector housing
Finish: Plastic



For wood thickness 19 mm

Article No.	Colour
263.12.105	Brown
263.12.305	Black

Rafix - SE Connecting Bolts
Steel with Special threading (EURO)
for Drilled hole Ø 5 mm
Thread length 12 mm
Drive: Cross slot Pz2



Article No.	Finish
263.20.981	Galvanized

Rafix - SE Connecting Bolts
for Drilled hole Ø 5 mm
Thread length 7.5 mm
Material: Zinc Alloy
Thread: Special thread (EURO)
Drive: Cross slot Pz2



Article No.	Finish
263.20.131	Galvanized

Stock Available

Dimensional data not binding. We reserve the right to alter specifications without notice.

Panel Connectors

KEKU - Suspension Fittings Screw Fixing Type

Area of application:
For fastening panels to frame structures
Material: Plastic
Colour: Black



EH - Frame component For screw-fixing to substructures

Installation: With Ø 4 mm chipboard screws or VARIANTA Ø 3 mm or 5 mm special screws



Article No.	For Installation with
262.49.365	Chipboard screws with countersunk head 4.0 mm
262.49.366	VARIANTA countersunk head Ø 3.0 mm or Ø 5.0 mm special screws

Panel component Installation:

For screw-fixing to panels with Ø 4 mm chipboard screws or VARIANTA Ø 3 mm or 5 mm special screws



With lip

Article No.	For Installation with
262.49.356	Chipboard screws with countersunk head 4.0 mm
262.49.357	VARIANTA countersunk head Ø 3.0 mm or Ø 5.0 mm special screws

Special Order

Panel Connectors

KEKU - Push-in fittings

Area of application:
For fastening panels to frame structures
Material: Plastic
Colour: Black



AS - Frame component For screw-fixing to substructures

Installation: With Ø 4 mm chipboard screws or VARIANTA Ø 3 mm or 5 mm special screws



Article No.	For Installation with
262.50.368	Chipboard screws with countersunk head 4.0 mm
262.50.377	VARIANTA countersunk head Ø 3.0 mm or Ø 5.0 mm special screws

Panel Connectors


AS - Panel component

Installation: With Ø 4 mm chipboard screws or VARIANTA Ø 3 mm or 5 mm special screws



Article No.	For Installation with
262.50.359	Chipboard screws with countersunk head 4.0 mm
262.50.358	VARIANTA countersunk head Ø 3.0 mm or Ø 5.0 mm special screws

Panel support 2- Piece



Area of application: For attaching light, plinth, intermediate and end panels

Installation : For press fitting in to 32mm series drilled holes

Material: Plastic

Supplied with:

1 Panel Support
1 Counterpiece

Article No.	Colour
245.08.101	Brown

Stock Available

Dimensional data not binding. We reserve the right to alter specifications without notice.



CMYK

HAFELE**2**

Knockdown Connectors and Shelf Supports

Shelf Supports for Wood

Shelf Support: Steel
For invisible installation,
with mounting plate
For shelf thickness: min. 24 mm
For shelf depth: max. 300 mm
Load carrying capacity:
80-200 kg/m²
Installation: For screw-fixing
(invisible attachment in wooden
carcase or masonry)



Article No.	Finish
283.33.910	Galvanised

For wooden shelves: Steel
Load capacity: 80 kg/per
set of 4 pieces
Ø Dia 5mm



Article No.	Finish
282.43.905	Bright Galvanised

Shelf Support: Steel
Load capacity: 80 kg/per
set of 4 pieces



Article No.	Finish
282.04.711	Nickel plated
282.04.515	Brass plated
282.04.113	Burnished

Special Order

Shelf Supports for Wood

Shelf support: Plastic
For drilled hole Ø 5 mm
Load carrying capacity 75 kg/
per set of 4 pieces



Article No.	Colour
283.63.715	White
283.63.117	Brown

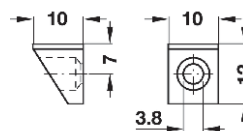
Shelf support: Zinc alloy
For drilled hole Ø 5 mm
Load carrying capacity 80 kg/
per set of 4 pieces
EX-CELLENT H Shelf support
Shelf thicknesses: 16-22 mm



Article No.	Finish
282.23.725	Nickel plated

Shelf Supports for Glass

Shelf Support,
Capacity 60 Kg,
Zinc Alloy,



Article No.	Finish
282.18.706	Nickel Plated

Shelf Support Unico Ø5
Grey Bright Nk



Article No.	Finish
262.37.700	Nickel Plated

Peki Glass Support 4-10mm
Ø5 Nk-transp.



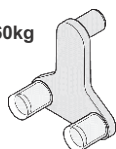
Article No.	Finish
284.04.611	Nickel Plated

Stock Available



Shelf Supports for Glass

Glass Shelf support: Ex-Cellent H, for glass shelves from 6-10 mm
Supplied With: Plastic-coated caps
Load capacity: 60kg



Article No.	Finish
282.23.716	Zinc-alloy, Nickel Plated

Glass Shelf support: Zinc alloy with rubber vacuum
Plug-in, with twin grooves
Load capacity: 60kg



Article No.	Finish
282.24.730	Nickel plated
282.24.330	Black

Glass Shelf Support: Steel with Transparent plastic cap
 ø Dia 5mm
Load capacity: 60kg



Article No.	Finish
281.41.907	Steel, Galvanized

Decorative Shelf support with Clamps: For Glass thickness from 5 to 8mm
Load capacity: 80kg

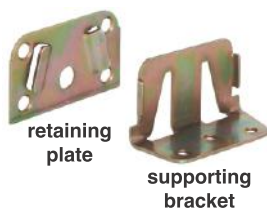


Article No.	Finish
284.01.031	SS Coloured

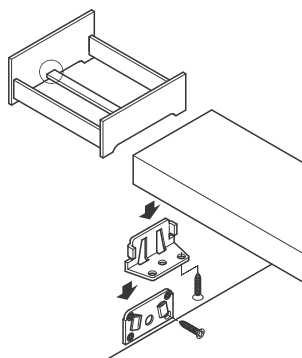
Special Order

Bed Connectors

Bed Connectors: For beds with central tie bar/assembly de-mountable type.
Material: Steel
Installation: For screw-fixing



Supplied with (per unit)
 1 supporting bracket
 1 retaining plate



Article No.	Finish
273.03.510	Yellow chromitized

Bed brackets: Steel
 With 2 slots
Installation: For screw-fixing



Article No.	Finish
558.12.943	Nickel plated

Bed Connectors

Bed Connectors
 With cranked hook-in part
Material: Steel
Installation: For screw-fixing

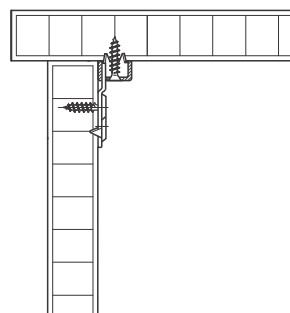


For Height: 100 mm

Article No.	Finish
271.03.510	Yellow chromitized
271.03.910	Chromitized

For Height: 130 mm

Article No.	Finish
271.03.530	Yellow chromitized
271.03.930	Chromitized



Stock Available



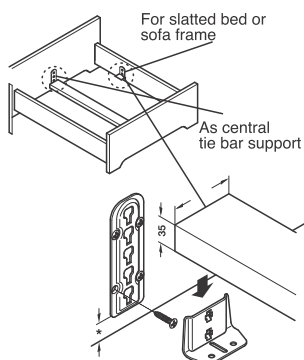
CMYK

HAFELE

Dimensional data not binding. We reserve the right to alter specifications without notice.

Bed Connectors**Bed fitting:** With height adjustment feature**Material:** Steel**Height adjustment:** 4 attachment positions, triple height adjustment facility**Installation:** For screw-fixing**Supplied with (per unit)**1 mounting plate
1 bracket

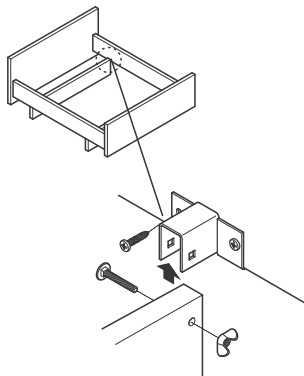
Article No.	Finish
273.41.540	Yellow chromated



Special Order

Bed Connectors**Bed Plinth Connector**

For single and double beds

Material: Steel**Finish:** Galvanised**Mounting:** For right and left hand use**Installation:** For screw-fixing

Article No.	Plinth thickness
273.07.937	19 mm
273.07.946	23 mm

Bed Connectors**Connecting Screw**

For bed plinth connectors

Material: Steel**Size:** M6 x 40

Article No.	Finish
025.03.035	Galvanised

Wing Nut**Material:** Steel**Size:** M6


Article No.	Finish
034.40.906	Galvanised

Stock Available




Connecting Screws

M4 Threaded Screw
With Combi slot for PZ 2 cross slot or flat blade screwdrivers
Material: Steel nickel plated



Article No.	Length
022.34.157	15 mm
022.34.255	25 mm
022.34.308	30 mm

Sleeve with M4 Internal Thread
With combi slot or flat blade screwdrivers
Finish: Steel, Nickel Plated




Article No.	L	Wood Thickness
267.01.715	27	28 mm - 36 mm
267.01.717	35	37 mm - 45 mm

Special Order

Connecting Screws

Confirmat One-piece connector
With shank Ø 7
Head Ø 10 mm
Thread length 50 mm



Article No.	Finish
264.42.190	Steel Galvanised

Trim Cap: For Confirmat
One-piece connector
Material: Plastic
Installation: Push fit



Article No.	Finish
045.01.704	White
045.01.008	Pine
045.01.106	Brown

Stock Available



CMYK

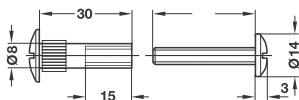
HÄFELE

Knockdown Connectors and Shelf Supports

2

Connecting Screws

Made of nickel-plated or black steel, with M6 thread
Connecting screw with sleeve
Drive: Cross slot PZ and longitudinal slot



Article No.	Length
267.05.703	36 mm - 46 mm

Dimensional data not binding. We reserve the right to alter specifications without notice.

Special Order

Stock Available

CMYK



Hinges, Flap Fittings, Lid Stay and Door Buffers



HAFELE

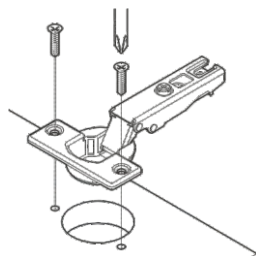
Hinges

Technical Information for Hinges

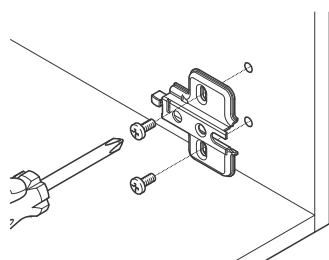
Drilling and fixing pattern

3

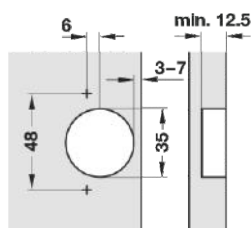
Hinges and Flap Fittings



Cup for screw fixing:
Preferably with countersunk chipboard screws



Mounting plate for screw fixing: Preferably with countersunk chipboard screws or with pre-mounted special screws into 32 mm series drilled holes

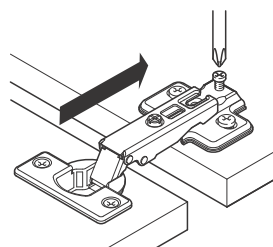


Drilling pattern
Metallamat A series follow the drilling pattern of 48 x 6

Special Order

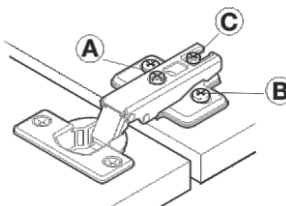
Technical Information for Hinges

Fixing door to carcass



Metallamat A series hinges are fitted onto the fixed mounting plate by sliding on

Adjustment options



Metallamat A hinges have 3 dimensional adjusting facility



A. Lateral adjustment:
Adjusting distance on concerned hinge +3 mm



B. Height adjustment:
This is done via the mounting plate adjusting distance +/- 2 mm



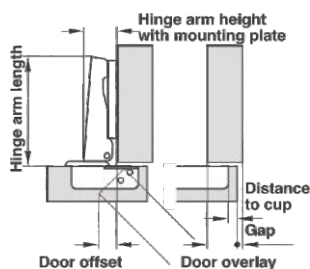
C. Depth adjustment:
Adjusting distance on concerned hinge +4 mm, -1 mm

Stock Available

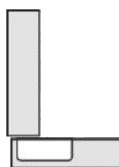
Hinges

Technical Information for Hinges

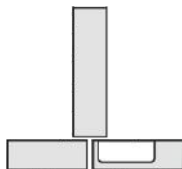
Mounting pattern of hinges



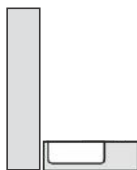
Mounting methods: Generally there are 3 types of mounting



Full overlay mounting:
Recommended for Flush Doors



Half overlay mounting:
Recommended for Rebated Doors

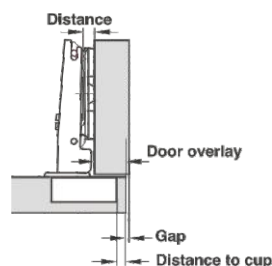


Inset overlay mounting

Special Order

Technical Information for Hinges

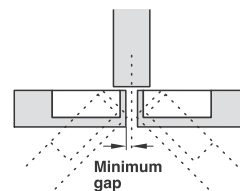
Choice of mounting plate



Example: With door overlay of 10 mm and a distance to a cup of 3 mm, a mounting plate with distance 6 mm has to be chosen.

Door overlay mm																		
7	8	9	10	11	12	13	14	15	16	17	18	19						
										3	4	5	6	0				
															3			
																6		
																	9	
Distance to cup mm													Mounting plate distance mm					
3	4	5	6															

Determination of required minimum gap for half overlay



The required minimum gap depends on the type of hinge, distance to cup and door thickness. After the dimensions of distance to cup and door thickness has been determined, the minimum gap can be looked up in the application table.

Example: With a door thickness of 19 mm and a distance to cup of 4 mm a minimum gap of 2 mm is required.

Door thickness mm	Distance to cup mm			
	3	4	5	6
16	1.2	1.2	1.1	1.1
18	1.7	1.7	1.6	1.6
19	2.0	2.0	1.9	1.9
20	2.4	2.3	2.2	2.2
22	3.3	3.1	3.0	2.9
24	4.5	4.2	4.0	3.9
26-32	Trial hanging is recommended			

Stock Available

3

Hinges and Flap Fittings

Dimensional data not binding. We reserve the right to alter specifications without notice.

HAFELE

Hinges

Technical Information for Hinges

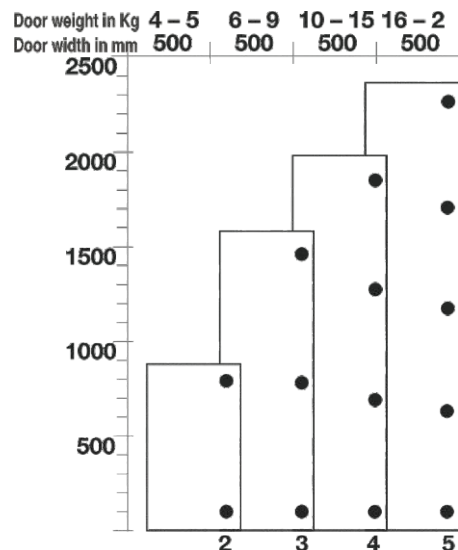
Recommendation with regard to the number of concealed hinges to be used per door panel:

The number of concealed hinges per door depend on

- a) door width
- b) door height
- c) door weight (kg.) &
- d) door material (type of wood used).

Example: 3 concealed hinges have to be mounted on a door panel with a height of 1500 mm and a door weight of 9-12 kg, keeping in mind the door width of 500 mm.

Should the width increase then the number of hinges to be used will be 4 pieces.



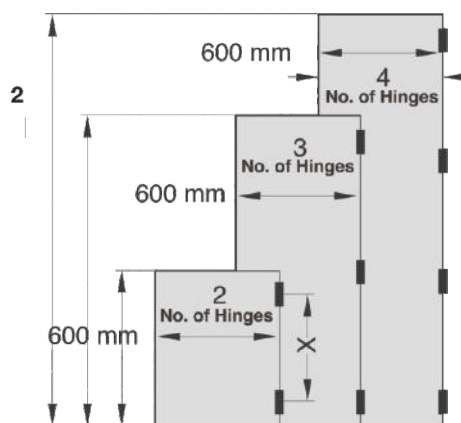
The number of concealed hinges shown in the diagram is just a recommendation though a fitting test is required.

Technical Information for Hinges

Recommendation for normal furniture hinges like the BUTT and ROLLED hinges per door panel: This depends on

- a) door width
- b) door height
- c) door weight (kg.)
- d) Door material (type of wood used)

Example: 2 furniture hinges have to be mounted on a door panel with a height of 900 mm and a door width of 600 mm considering a thickness of 19 mm



Eg. Two furniture hinges are recommended for a door height of 900 mm

The number of furniture hinges shown in the diagram is just a recommendation though a fitting test is required.

Metallamat

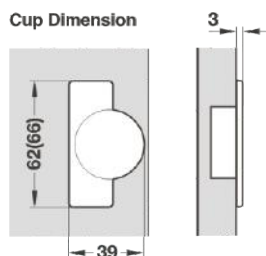
Metallamat A Concealed Hinges

Opening angle 110°

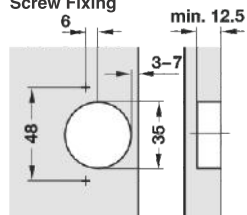


Slide-on hinges with automatic closing spring, with 3 dimensional adjusting facility. Door thickness: 16 to 19 mm

Cup Dimension



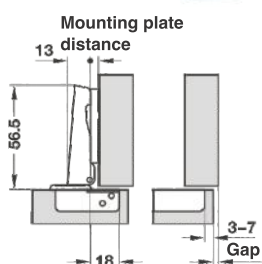
Drilling dimensions for cup fixing Screw Fixing



Special Order

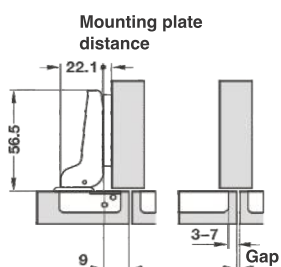
Metallamat A Concealed Hinges

Full overlay mounting
Opening angle 110°



Article No.	Mounting
316.30.500	0 CRANK

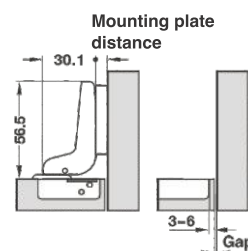
Half overlay mounting
Opening angle 110°



Article No.	Mounting
316.30.501	9 mm CRANK

Metallamat A Concealed Hinges

Inset mounting
Opening angle 110°



Article No.	Mounting
316.30.502	18 mm CRANK

**Mounting Plates for
Metallamat Hinges:** Screw
fixing with chip board screws



Article No.	Thickness
316.51.502	2 mm

Note: Fixing screws not supplied
with hinges. To be ordered
separately.

Article No. : 015.35.824
4 x 15mm Hospa Chipboard
Screws

(Please refer **page no. 13.05**
for technical details)

Stock Available

3

Hinges and Flap Fittings

Dimensional data not binding. We reserve the right to alter specifications without notice.

HAFELE

Metallamat Thick Door / Profile Door Hinge

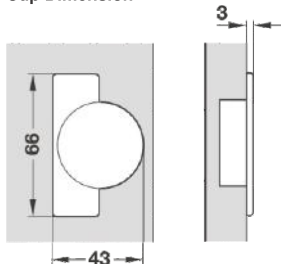
Metallamat A Concealed Hinges

Opening angle 92°

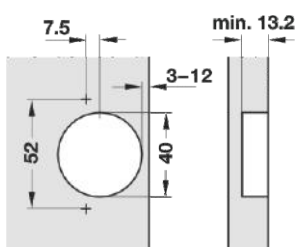


Slide-on hinges with automatic closing spring, with 3 dimensional adjusting facility. Door thickness: 24 to 35 mm

Cup Dimension



Drilling dimensions for cup fixing
Screw Fixing



Hinges and Flap Fittings

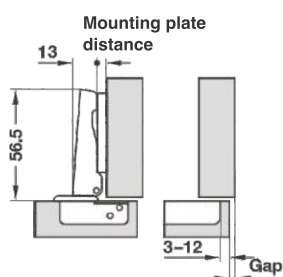
3

Dimensional data not binding. We reserve the right to alter specifications without notice.

Special Order

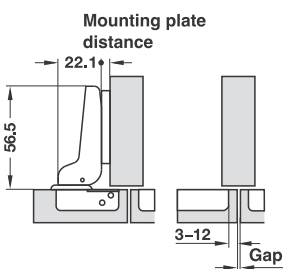
Metallamat A Concealed Hinges

Full overlay mounting
Opening angle 92°



Article No.	Mounting
316.31.500	0 CRANK

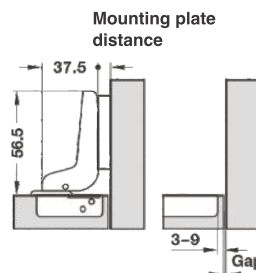
Half overlay mounting
Opening angle 92°



Article No.	Mounting
316.31.501	9mm CRANK

Metallamat A Concealed Hinges

Inset mounting
Opening angle 92°



Article No.	Mounting
316.31.502	17mm CRANK

Mounting Plates for
Metallamat Hinges: Screw
fixing with chip board screws



Article No.	Thickness
316.51.502	2 mm

Note: Fixing screws not supplied with hinges. To be ordered separately.

Article No. : 015.35.824
4 x 15mm Hospa Chipboard
Screws

(Please refer **page no. 13.05**
for technical details)

Stock Available

Metallamat Wide Angle Hinge

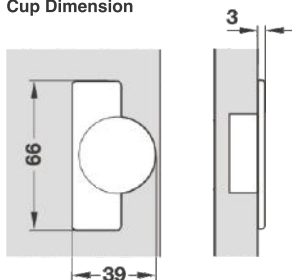
Metallamat A Concealed Hinges

Opening angle 175°

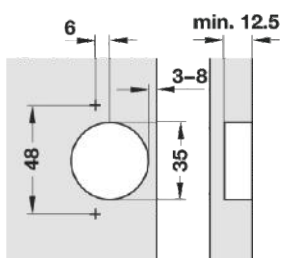


Slide-on hinges with automatic closing spring, with 3 dimensional adjusting facility. Door thickness: 20 to 26 mm

Cup Dimension



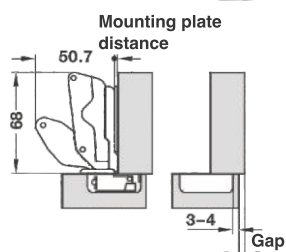
Drilling dimensions for cup fixing
Screw Fixing



Special Order

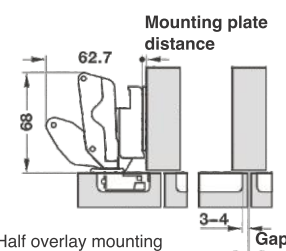
Metallamat A Concealed Hinges

Full overlay mounting
Opening angle 175°



Article No.	Mounting
316.32.600	0 CRANK

Half overlay mounting and
inset mounting
Opening angle 175°



Article No.	Mounting
316.32.601	12 mm CRANK

Metallamat A Concealed Hinges

Mounting Plates for
Metallamat Hinges: Screw
fixing with chip board screws




Article No.	Thickness
316.51.502	2 mm

Note: Fixing screws not supplied with hinges. To be ordered separately.

Article No. : 015.35.824
4 x 15mm Hospa Chipboard
Screws

(Please refer **page no. 13.05**
for technical details)

Wide Angle Soft Close Hinge
165° Opening 48/6 mm
Steel Nickel Plated



Article No.	Mounting
315.07.012	0 mm CRANK

Note: Consist of 2 Hinges+2
Mounting Plates+ 8 SS Screws

Stock Available

3

Hinges and Flap Fittings


Dimensional data not binding. We reserve the right to alter specifications without notice.

HAFELE

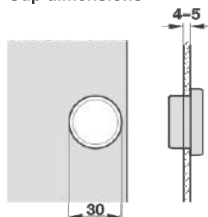
Metallamat

Metallamat A Concealed Hinges

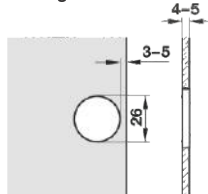
Glass doors thickness : 4 to 5 mm
Opening angle 92°



Cup dimensions



Drilling dimensions for cup fixing



Minimum gap for glass doors
Dimensions and gap specifications in drawings and tables are calculated.
• With factory settings

Hinges and Flap Fittings

3

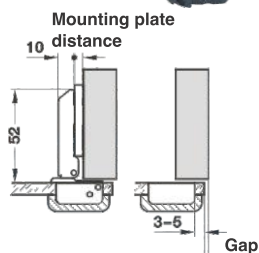
Dimensional data not binding. We reserve the right to alter specifications without notice.

Special Order

Glass Door Hinges

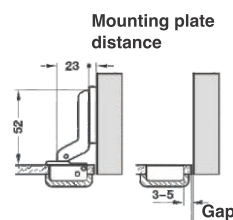
Metallamat A Concealed Hinges

Full overlay mounting
Opening angle 92°



Article No.	Cup fixing
317.02.500	Screw fixing 0 Crank

Inset mounting
Opening angle 92°



Article No.	Cup fixing
317.02.502	Screw fixing 17.5 Crank

Metallamat A Concealed Hinges

**Cruciform Mounting Plates,
Screw-Mounted**
Screw fixing with chipboard screws



Article No.	Reinforcement
317.93.602	2 mm

Note: Fixing screws not supplied with hinges. To be ordered separately.

Article No. : 015.35.824
4 x 15mm Hospa Chipboard Screws

(Please refer **page no. 13.05** for technical details)

Front Plates: Straight-edged
Material: Plastic



Article No.	Finish
317.10.410	Chrome-plated, Polished

Front Plates: Round
Material: Plastic



Article No.	Finish
317.10.420	Chrome-plated, Polished

Stock Available

Metalla (Economical Range)

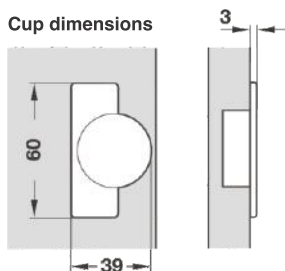
Metalla Concealed Hinges

Opening Angle 110°

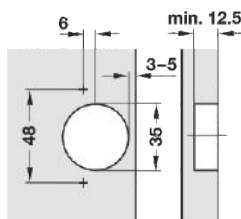


Slide-on hinges with automatic closing spring, with 3 dimensional adjusting facility.
Door thickness: 14 - 22mm
Finish: Nickel Plate
Material: Steel

Cup dimensions



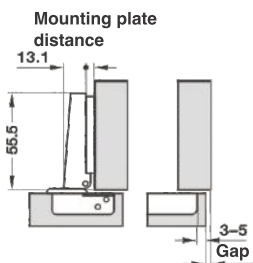
Drilling dimensions for cup fixing Screw fixing



Metalla Concealed Hinges

Full overlay mounting

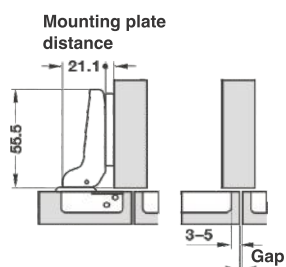
110° full overlay hinges with 0 mm mounting plate 2pcs each & screws 8 pcs.



Article No.	Mounting
311.90.980	0 CRANK

Half overlay mounting

110° half overlay hinges with 0 mm mounting plate 2pcs each & screws 8 pcs.

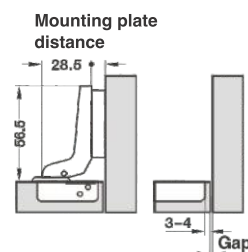


Article No.	Mounting
311.90.981	7 CRANK

Metalla Concealed Hinges

Inset mounting

110° inset overlay hinges with 0 mm mounting plate 2pcs each & screws 8 pcs.



Article No.	Mounting
311.90.982	16 CRANK

Note: Above hinges are set packed (2 pieces per packet) along with fixing screws for the pair of hinges.

Note: Not suitable for undersink application

3

Hinges and Flap Fittings

Dimensional data not binding. We reserve the right to alter specifications without notice.

HAFELE

Metalla (With 4 Holes Mounting Plate)

Metalla Concealed Hinges

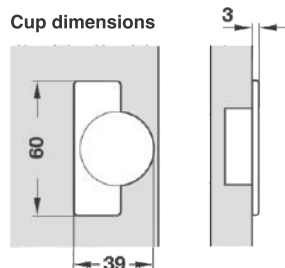
Opening Angle 110°



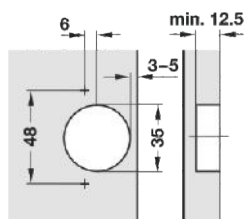
Slide-on hinges with automatic closing spring, with 3 dimensional adjusting facility. Door thickness: 14 - 22mm

Finish: Nickel Plate
Material: Steel
Mounting Plate: 4 holes

Cup dimensions



Drilling dimensions for cup fixing Screw fixing



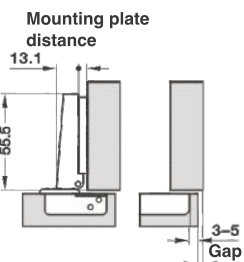
Note: We dont provide screws with these Articles

Special Order

Metalla Concealed Hinges

Full overlay mounting

110° full overlay hinges with (4 holes) 0 mm mounting plate 1 pc each



Article No.	Mounting
BOM.4H.MET	0 CRANK

Note: Not suitable for undersink application

Note: Screws are not part of BOM article.

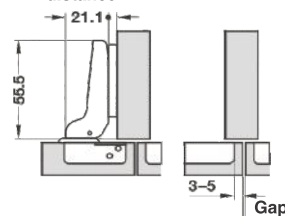
Metalla Concealed Hinges

Half overlay mounting

110° half overlay hinges with (4 holes) 0 mm mounting plate 1 pc each



Mounting plate distance



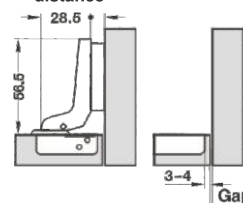
Article No.	Mounting
BOM.4H.MET01	7 CRANK

Inset mounting

110° half overlay hinges with (4 holes) 0 mm mounting plate 1 pc each



Mounting plate distance



Article No.	Mounting
BOM.4H.MET02	16 CRANK

Metalla (Stainless Steel Soft Close Hinge)

Soft Closing Damper Hinge

Soft Close Integrated into Hinge arm

- Clip-on Mounting
- Material: Stainless Steel 304 (body)
- Finish: SS Polished
- Passed 96 Hours Salt Spray Test
- Cycle Testing: Passed 40,000 Cycles
- 3-Dimensional Adjustment
- Opening Angle: 104°
- Thickness of Hinge Arm: 11.3 mm
- Diameter of Hinge cup: 35 mm
- Door Thickness: 14-22 mm
- Drilling pattern: 48x6 mm



Product Application:

- Kitchen Under Sink Cabinets
- Coastal Areas




Finish: SS Polished

Article No.	Overlay
315.06.753	Full Overlay
315.06.754	Half Overlay

3 Dimensional Adjustment



Side adjustment: -3mm



Height adjustment: +/-2mm



Depth adjustment: +3/-1mm

Note: Article consists of 2 hinges + 2 mounting plates + 12 screws


Special Order

Stock Available

HAFELE

Metalla (Soft Close Hinge)

Soft Closing Damper Hinge



3

Hinges and Flap Fittings

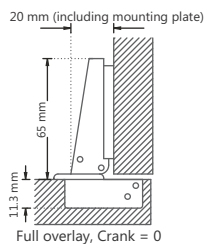
Features:

- Soft Close integrated into hinge arm
- Clip-on Mounting
- Material : Steel
- Finish : Nickel Plated
- Passed 48 hour salt test
- Material certified according to TUV Germany
- Cycle testing - Passed 40,000 cycles
- 3 Dimensional adjustment facility

Technical Information:

- Opening Angle : 110°
- Thickness of Hinge cup : 11.3 mm
- Diameter of Hinge cup : 35 mm
- Door Thickness : 14 - 24 mm

Full overlay mounting

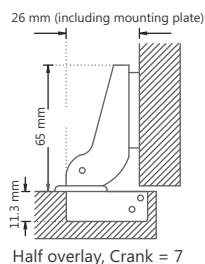


Article No.	Mounting
315.07.020	Full Overlay Mounting

Special Order

Soft Closing Damper Hinge

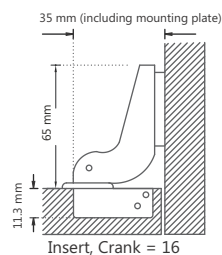
Half Overlay Mounting



Article No.	Mounting
315.07.021	Half Overlay Mounting

Soft Closing Damper Hinge

Inset Mounting



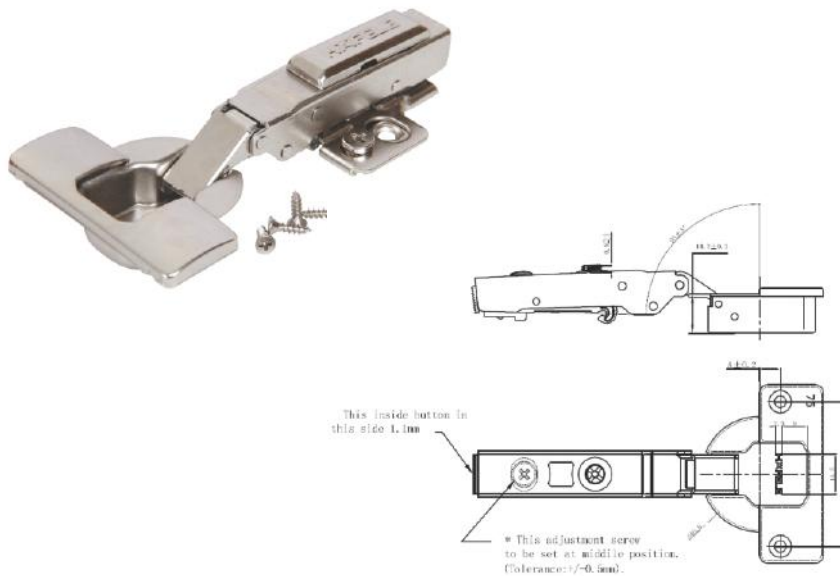
Article No.	Mounting
315.07.022	Inset Overlay Mounting

Note: Article consist of 1 Hinge + 1 Mounting Plate + 4 fixing Screws.

Stock Available

Metalla (Thick Door Metalla Soft Close Hinge)

Thick Door Metalla Soft Close Hinge



Specifications:

- Material: Steel
- Finish: Nickel Plated
- Anti Corrosion testing: Cleared 48 hours of salt testing
- Material Certification: TUV Certified
- Cycle Testing: Passed 40,000 Cycle test
- Opening Angle 95°
- Thickness of Hinge Cup 14.2 mm
- Diameter of Hinge Cup 40 mm
- Door Thickness 18-40 mm
- Drilling Pattern 52/7.5 mm

Finish: SS Polished

Article No.	Overlay
315.07.030	Thick door Metalla Soft Close hinge, Full Overlay, 40mm door thickness
315.07.031	Thick door Metalla Soft Close hinge, Half Overlay, 40mm door thickness
315.07.032	Thick door Metalla Soft Close hinge, Inset, 30 mm door thickness

Note: 1 set will consist of 1 hinge+1 mounting plate+4 fixing screws+ 1 hinge cup cap+1 hinge arm cap

Special Order

Stock Available

3

Hinges and Flap Fittings

Dimensional data not binding. We reserve the right to alter specifications without notice.

HAFELE

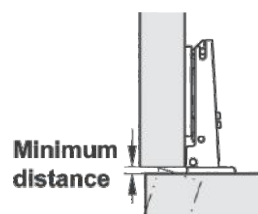
Duomatic Hinge Thickness up to 40 mm

DUOMATIC Concealed Hinges

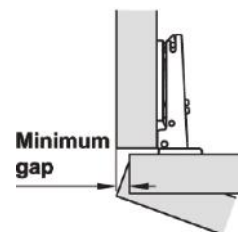
DUOMATIC Concealed hinge
For profile doors up to 40 mm,
opening angle 94°



Minimum distance between
door and side panel

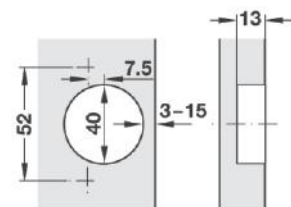


Minimum
distance



Minimum
gap

Drilling pattern for cup fixing
for screw fixing

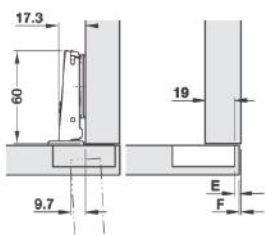


Dimensional data not binding. We reserve the right to alter specifications without notice.

Special Order

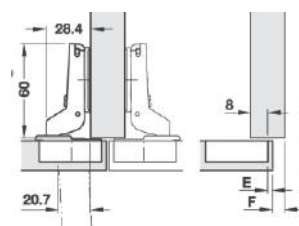
DUOMATIC Concealed Hinges

Full overlay mounting



Article No.	Cup fixing
329.05.605	0 Crank

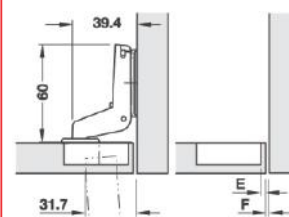
Half overlay mounting



Article No.	Cup fixing
329.05.614	11 Crank

DUOMATIC Concealed Hinges

Inset mounting



Article No.	Cup fixing
329.05.632	22 crank

DUOMATIC Cruciform mounting plates

Screw fixing with chipboard
screws



Article No.	Thickness
329.73.502	2 mm

Note: Fixing screws not supplied
with hinges. To be ordered
separately.

Article No. : 015.35.824
4 x 15mm Hospa Chipboard
Screws

(Please refer **page no. 13.05**
for technical details)

Stock Available



CLIP-TOP

CLIP-TOP Hinges

CLIP-TOP 170° wide angle hinge



Article No.	
B37.03.643	71T6550 CLIP-TOP 170° wide angle hinge for overlay applications, finish: Nickel plated, boss: screw-on
B37.03.563	71T6650 CLIP-TOP 170° wide angle hinge for dual application, finish: Nickel plated, boss: screw-on

CLIP-TOP 155° wide angle zero protrusion hinge



Article No.	
B90.64.013	71T7500N CLIP-TOP 155° wide angle hinge for overlay applications, finish: Nickel plated, boss: screw-on
B91.41.613	70T7500NTL CLIP-TOP 155° wide angle unsprung hinge for overlay applications, finish: Nickel plated, boss: screw-on

Special Order

CLIP-TOP Hinges

CLIP-TOP 125° wide angle zero protrusion hinge



Article No.	
B82.98.184	71T7500D CLIP-TOP 125° wide angle hinge for overlay application, version: screw-on

CLIP-TOP 120° hinge



Article No.	
B36.80.763	71T5550 CLIP-TOP 120° standard hinge for overlay applications, finish: Nickel plated, boss: screw-on
B65.10.533	70T5550.TL CLIP-TOP 120° standard unsprung hinge for overlay applications, finish: Nickel plated, boss: screw-on
B76.55.633	72T550A.TL CLIP-TOP 120° unsprung alu. frame door hinge for overlay applications, finish: Nickel plated, boss: screw-on



CLIP-TOP Hinges

CLIP-TOP BLUMOTION 110° hinge for overlay applications



Article No.	
B88.84.623	71B3550 CLIP-TOP BLUMOTION 110° standard hinge for overlay applications, finish: Nickel plated, boss: screw-on
B88.85.233	71B358E CLIP-TOP BLUMOTION 110° standard hinge for overlay applications, finish: Nickel plated, boss: EXPANDO
B88.85.303	71B3590 CLIP-TOP BLUMOTION 110° standard hinge for overlay applications, finish: Nickel plated, boss: INSERTA

CLIP-TOP BLUMOTION 110° hinge for dual applications



Article No.	
B88.85.613	71B3650 CLIP-TOP BLUMOTION 110° standard hinge for dual applications, finish: Nickel plated, boss: screw-on
B89.12.953	71B3690 CLIP-TOP BLUMOTION 110° standard hinge for dual applications, finish: Nickel plated, boss: INSERTA

Stock Available

3

Hinges and Flap Fittings

Dimensional data not binding. We reserve the right to alter specifications without notice.



CMYK

HAFELE**blum****3****Hinges and Flap Fittings**

Dimensional data not binding. We reserve the right to alter specifications without notice.

CLIP-TOP**CLIP-TOP Hinges****CLIP-TOP BLUMOTION 110° hinge for inset applications**

Article No.	
B89.13.253	71B3750 CLIP-TOP BLUMOTION 110° standard hinge for inset applications, finish: Nickel plated, boss: screw-on

CLIP-TOP 107° for overlay applications

Article No.	
B34.39.793	75T1550 CLIP-TOP 107° standard hinge for overlay applications, finish: Nickel plated, boss: screw-on
B67.79.663	75T1590B CLIP-TOP 107° standard hinge for overlay applications, finish: Nickel plated, boss: INSERTA

Special Order**CLIP-TOP Hinges****CLIP-TOP 107° for dual applications**

Article No.	
B35.64.773	75T1650 CLIP-TOP 107° standard hinge for dual application, finish: Nickel plated, boss: screw-on

CLIP-TOP 107° for inset applications

Article No.	
B35.65.153	75T1750 CLIP-TOP 107° standard hinge for inset applications, finish: Nickel plated, boss: screw-on

CLIP-TOP Hinges**CLIP-TOP 107° unsprung hinge for overlay application**

Article No.	
B76.57.333	74T1550.TLCLIP-TOP 107° standard unsprung hinge for overlay applications, finish: Nickel plated, boss: screw-on

CLIP-TOP 107° unsprung hinge for dual application

Article No.	
B69.74.603	74T1650.TL CLIP-TOP 107° standard unsprung hinge for dual applications, finish: Nickel plated, boss: screw-on

Stock Available

CMYK



blum

CLIP-TOP

CLIP-TOP Hinges

CLIP-TOP 95° profile door hinge



Article No.	
B38.05.303	71T9550 CLIP-TOP 95° profile door hinge for overlay application, finish: Nickel plated, boss: screw-on
B38.05.993	71T9650 CLIP-TOP 95° profile door hinge for dual applications, finish: Nickel plated, boss: screw-on
B38.06.373	71T9750 CLIP top 95° profile door hinge for inset applications, finish: Nickel plated, boss: screw-on

CLIP-TOP BLUMOTION 95° profile door hinge



Article No.	
B38.05.303	71B9550 CLIP-TOP BLUMOTION 95° profile door hinge for overlay applications, finish: Nickel plated, boss: screw-on
B38.05.993	71B9650 CLIP-TOP BLUMOTION 95° profile door hinge for dual applications, finish: Nickel plated, boss: screw-on
B38.06.373	71B9750 CLIP-TOP BLUMOTION 95° profile door hinge for inset applications, finish: Nickel plated, boss: screw-on

Special Order

CLIP-TOP Hinges

CLIP-TOP 95° aluminium frame door hinge



Article No.	
B62.48.543	71T950A CLIP-TOP 95° aluminium frame door hinge for overlay applications, finish: Nickel plated, boss: screw-on

CLIP-TOP 95° aluminium frame door hinge (BLUMOTION compatible)



Article No.	
B68.76.433	71T950AB CLIP-TOP 95° aluminium frame door hinge for BLUMOTION 973A for overlay applications, finish: Nickel plated, boss: screw-on
B70.30.003	71T960AB CLIP-TOP 95° aluminium frame door hinge for BLUMOTION 973A for dual applications, finish: Nickel plated, boss: screw-on

HÄFELE

CLIP-TOP Hinges

CLIP-TOP blumotion 95° blind corner hinge



Article No.	
B93.50.503	79B9550 CLIP-TOP BLUMOTION 95° blind corner hinge for inset application, finish: Nickel plated, boss: screw-on

CLIP-TOP 95° blind corner hinge



Article No.	
B38.09.633	79T9550 CLIP-TOP 95° blind corner hinge for inset applications, finish: Nickel plated, boss: screw-on

Stock Available

3

Hinges and Flap Fittings

Dimensional data not binding. We reserve the right to alter specifications without notice.

HAFELE

blum

Hinges and Flap Fittings

3

CLIP-TOP

CLIP-TOP Hinges

**CLIP-TOP 94°
glass door hinge**



Article No.	
B64.58.437	75T4100 CLIP-TOP 94° glass door hinge for overlay application, finish: black / nickel, boss: screw-on
B64.58.607	75T4200 CLIP-TOP 94° glass door hinge for dual application, finish: black / nickel, boss: screw-on
B64.58.787	75T4300 CLIP-TOP 94° glass door hinge for inset application, finish: black / nickel, boss: screw-on

**CRISTALLO 125°
GLASS DOOR HINGE**



Article No.	
B70.30.373	79C450BT CLIP-TOP CRISTALLO 125° hinge for BLUMOTION 973A for overlay application, finish: Nickel plated

CLIP-TOP Hinges

**CRISTALLO rectangular
adhesion plate**



Article No.	
B47.27.953	78C4568 CRISTALLO rectangular adhesion plate, fixing: glue-on, finish: Special Nickel plated

**BLUMOTION for the
CRISTALLO 125° glass
door hinge**



Article No.	
B69.67.583	973A9000 NI BLUMOTION FOR CRISTALLO HINGE

CLIP-TOP Hinges

**CLIP-TOP 45°
angled hinge**



Article No.	
B38.25.243	79T5550 CLIP-TOP 45°II angled hinge for overlay application, finish: Nickel plated, boss: screw-on
B38.25.083	79A9658.T CLIP-TOP 45°I angled hinge for half overlay application, finish: Nickel plated, boss: screw-on

**CLIP-TOP 60° bi-fold
hinge**



Article No.	
B64.66.533	79T8500 CLIP-TOP 60° bi-fold hinge, finish: Nickel plated, boss: screw-on
B64.66.963	79T853E CLIP-TOP 60° bi-fold hinge, finish: Nickel plated, boss: EXPANDO

Dimensional data not binding. We reserve the right to alter specifications without notice.

Special Order

Stock Available



CMYK

blum**HÄFELE****CLIP hinges****CLIP 170° wide angle hinge**

Article No.	
B23.63.663	71.6580 CLIP 170° wide angle hinge for overlay application, finish: Nickel plated, boss: knock-in

CLIP 100° standard hinge for overlay application

Article No.	
B79.79.613	71M2550 CLIP 100° standard hinge for overlay application, finish: Nickel plated, boss: screw-on
B14.67.743	71M258E CLIP 100° standard hinge for overlay application, finish: Nickel plated, boss: EXPANDO
B69.13.573	71M2590B CLIP 100° standard hinge for overlay application, finish: Nickel plated, boss: INSERTA

Special Order

CLIP hinges**CLIP 100° standard hinge for dual application**

Article No.	
B79.79.793	71M2650 CLIP 100° standard hinge for dual application, finish: Nickel plated, boss: screw-on
B14.67.803	71M268E CLIP 100° standard hinge for dual application, finish: Nickel plated, boss: EXPANDO
B69.13.653	71M2690B CLIP 100° standard hinge for dual application, finish: Nickel plated, boss: INSERTA

CLIP 100° standard hinge for inset application

Article No.	
B19.84.053	71M2750 CLIP 100° standard hinge for inset application, finish: Nickel plated, boss: screw-on

CLIP hinges**CLIP 100° unsprung hinge**

Article No.	
B76.56.443	70M2550.TL CLIP 100° standard unsprung hinge for overlay application, finish: Nickel plated, boss: screw-on
B76.56.873	70M2650.TL CLIP 100° standard unsprung hinge for dual application, finish: Nickel plated, boss: screw-on

Stock Available

3

Hinges and Flap Fittings

Dimensional data not binding. We reserve the right to alter specifications without notice.





CMYK

HAFELE**MODUL****blum****Hinges and Flap Fittings****3****MODUL hinges****MODUL 170°
Wide angle hinge**

Article No.	
B23.31.603	91A6550 MODUL 170° wide angle hinge for overlay application, finish: Nickel plated, boss: screw-on
B28.35.403	91A658E MODUL 170° wide angle hinge for overlay application, finish: Nickel plated, boss: EXPANDO
B23.32.193	91A6650 MODUL 170° wide angle hinge for dual application, finish: Nickel plated, boss: screw-on

**MODUL 100° hinge for
overlay applications**

Article No.	
B41.26.943	91M2550 MODUL 100° standard hinge for overlay application, finish: Nickel plated, boss: screw-on
B67.48.263	91M258E MODUL 100° standard hinge for overlay application, finish: Nickel plated, boss: EXPANDO

Dimensional data not binding. We reserve the right to alter specifications without notice.

Special Order**MODUL hinges****MODUL 100° hinge for
dual applications**

Article No.	
B41.27.083	91M2650 MODUL 100° standard hinge for dual application, finish: Nickel plated, boss: screw-on

**MODUL 100° hinge for
inset applications**

Article No.	
B41.27.163	91M2750 MODUL 100° standard hinge for inset application, finish: Nickel plated, boss: screw-on

**MODUL 95° blind
corner hinge**

Article No.	
B46.96.613	99M9550 MODUL 95° blind corner hinge, finish: Nickel plated, boss: screw-on

MODUL hinges**MODUL 95° Profile
door hinge**

Article No.	
B36.99.263	91M9550 MODUL 95° profile door hinge for overlay applications, finish: Nickel plated, boss: screw-on
B36.99.343	91M9650 MODUL 95° profile door hinge for dual application, finish: Nickel plated, boss: screw-on
B36.99.423	91M9750 MODUL 95° profile door hinge for inset application, finish: Nickel plated, boss: screw-on

Stock Available



CLIP & MODUL MOUNTING PLATES

MOUNTING PLATES

CLIP cruciform mounting plates



Article No.	
B19.25.383	173L6100 CLIP steel cruciform mounting plate, height adjustment: elongated hole
B36.97.643	173L8100 CLIP steel cruciform mounting plate, Fixing: with pre-mounted system screws height adjustment: with elongated hole
B89.31.902	174E6100.01 CLIP steel cruciform mounting plate, Spacing: 0 mm, Fixing: Expando (pre-mounted screws with split dowels), height adjustment: elongated hole

MODUL cruciform mounting plate



Article No.	
B68.63.103	193L6100 MODUL steel cruciform mounting plate, height adjustment: elongated hole, version : screw on
B68.00.443	193L8100 MODUL steel cruciform mounting plate with pre mounted system screws height adjustment: elongated hole
B21.58.653	194E6100.ED MODUL steel cruciform mounting plate, version: EXPANDO

Special Order



MOUNTING PLATES

CLIP horizontal steel mounting plate



Article No.	
B10.37.431	175H3100 CLIP straight steel mounting plate, Spacing: 0 mm, version: screw on

CLIP horizontal steel EXPANDO mounting plate



Article No.	
B31.20.329	177H3100E CLIP straight steel mounting plate, version: EXPANDO

Stock Available

3

Hinges and Flap Fittings

Dimensional data not binding. We reserve the right to alter specifications without notice.

HAFELE

Blumotion for Hinges & Doors

Blumotion for Doors

Blumotion (handle side)

970.1002 Blumotion for doors for soft closing to be fixed near the handle side

Material: Nylon
Colour: Light Grey



Article No.	Colour
B48.02.830	Dust Grey

Blumotion (hinge side)

970A1002 Blumotion for doors for soft closing to be fixed near the hinge side

Material: Nylon
Colour: Dark Grey



Article No.	Colour
B68.23.230	Dust Grey

Adapter for Blumotion

970.1201 R7036 Blumotion adapter plate, straight, Nylon, Chipboard screws for soft closing
Finish: Nylon



Article No.	Colour
B31.42.003	Platinum Grey

Blumotion for Doors

Adapter for Blumotion

970.1501 R7037 Blumotion adapter plate, Cruciform (37/32), Nylon, Chipboard screws
Finish: Nylon



Article No.	Colour
B31.40.813	Platinum Grey

971A0500 NI Blumotion Hinge Side Blumotion for doors for soft closing

Depth adjustment Feature:
+3 mm to -7 mm



Article No.	Colour
B68.23.663	Nickel Plated

971A05E0 NI Hinge side Blumotion for doors Expando with screws and dowels for soft closing

Depth adjustment Feature:
+3 mm to -7 mm



Article No.	Colour
B68.23.803	Nickel Plated

Blumotion for Hinges

Blumotion for Hinges



Article No.	Description
B71.96.933	973A0500.01 BLUMOTION for Standard Overlay Hinge
B70.87.703	973A0500.01 BLUMOTION for Standard Dual Hinge
B70.87.993	973A0500.01 BLUMOTION for Standard Inset Hinge

BLUMOTION 170° wide angle hinge



Article No.	Description
B70.85.783	973A6000 BLUMOTION 170° wide angle hinge



TIP-ON

BLUM TIP-ON Drilling



955.1004 Tip-on for doors - Standard Version
Nylon, Drilling



Article No.	Finish
B78.41.770	Grey

955A1004 Tip-on for doors - Extended Version
Nylon, Drilling



Article No.	Finish
B78.41.850	Grey

955.1201 Tip-on Adapter Plate for doors
Nylon R7036



Article No.	Finish
B77.79.873	Platinum Grey

Special Order

BLUM TIP-ON Drilling

955.1501 Tip-on Adapter Plate for door
Nylon R7036



Article No.	Finish
B77.80.003	Platinum Grey



Door Buffer

Self Adhesive

Material: Plastic (polyurethane)

Colour: Transparent

UV resistant, no yellowing, wear-free

Form of delivery: Moulded in blocks



Article No.	Colour
356.21.420	Transparent

Packing: 50 pieces per sheet

Wall mounted door buffer Plastic (self adhesive)



Article No.	Colour
937.91.500	White

Packing: 1 Piece

Wall mounted door buffer Plastic (self adhesive)



Article No.	Colour
937.91.400	White

Packing: 1 Piece

Stock Available

3

Hinges and Flap Fittings

Dimensional data not binding. We reserve the right to alter specifications without notice.

Furniture Hinges

Easy Mont Hinge: Screw-mounted
Side panel thickness from 16 to 22 mm
Opening angle 90°
Shutter Thickness from 16mm



Material: Steel



Article No.	
343.33.970	Galvanized

Rolled Hinges:
For Sliding Folding door
Size: 40 x 30mm
Finish: Nickel plated

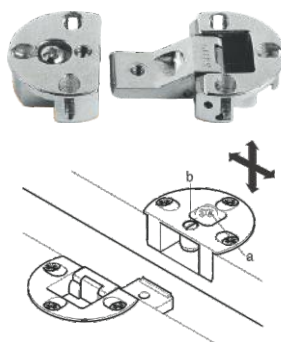


Article No.	Cranked
354.14.709	Straight

Special Order

Furniture Hinges

Flap Hinge: For use with Lid Stays for Bars, Study Tables etc.
Three-dimensional adjustable,
Opening angle 90°
Material: Zinc Alloy



a = side and depth adjustment
b = height adjustment: +2, -1 mm

Article No.	Finish
342.66.730	Nickel plated

NEUFORM Hinge
For butting overlay doors
Material: Brass
Finish: Nickel plated polished



Article No.	
307.05.803	For door thickness 15/16 mm and side panel thickness of 14 mm
307.05.705	
307.04.806	For door thickness 19/21 mm and side panel thickness of 17 mm
307.04.708	

Furniture Hinges

SEPA Hinge : For wood thickness 24 mm and above
180° angle opening hinge
Material: Brass



Article No.	Finish
341.26.703	Nickel plated polished
341.26.503	Nickel plated matt

Stock Available

SOSS

SOSS Invisible Hinges

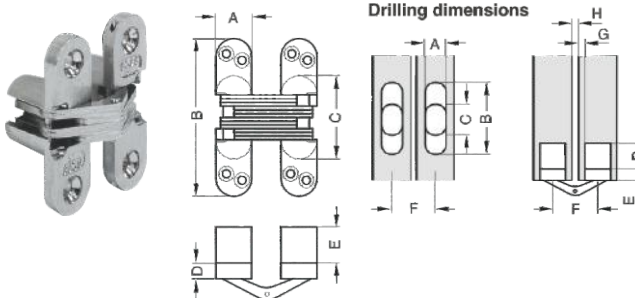
SOSS Hinge: For concealed fixing of door panels like in the case of thick wardrobe panels and main doors.

For application where flush fit, compact size and smooth operation is necessary. Suitable for sliding folding doors as in room dividers, office partition, pass doors, electronic cabinets and security doors.

Opening angle: 180°

Material: Zinc alloy housing, steel link

Shutter Thickness: from 13 to 38mm



For wood thickness mm	13-16	19-24	19-25	22-26	28-34	35-38
Dimensions A mm	9.6	12.8	12.8	15.9	19.2	25.4
Dimensions B mm	42.9	44.3	60.3	69.3	95.2	116.7
Dimensions C mm	22.0	19.0	31.5	34.0	52.1	65.3
Dimensions D mm	5.5	5.0	6.5	7.3	9.8	12.0
Dimensions E mm	6.0	13.1	12.0	15.6	17.8	24.3
Gap F mm	17.0	21.1	21.8	27.2	32.5	43.7
Gap G mm	2.4	3.0	3.2	4.0	4.8	6.4
Gap H mm	2.7	2.5	2.7	3.5	4.0	5.5

For Wood thickness mm	Finish	Packing pieces	Article No.
13-16	Brass plated	1 or 24	341.07.518
	Nickel plated	1 or 24	341.07.718
19-24	Brass plated	1 or 24	341.07.527
	Nickel plated	1 or 24	341.07.727
19-25	Brass plated	1 or 24	341.07.536
	Nickel plated	1 or 24	341.07.736
22-26	Brass plated	1 or 4	341.07.545
	Nickel plated	1 or 4	341.07.745
28-34	Brass plated	1 or 4	341.07.554
	Nickel plated	1 or 4	341.07.754
35-38	Brass plated	1 or 4	341.07.563
	Nickel plated	1 or 4	341.07.763

Special Order

Stock Available

HAFELE

SOSS

SOSS Invisible Hinges

SOSS Hinge: For concealed fixing of door panels like in the case of thick wardrobe panels and main doors. **For application where flush fit, compact size and smooth operation is necessary.**

Suitable for sliding folding doors as in room dividers, office partition, pass doors, electronic cabinets and security doors.

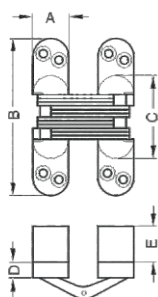

Opening angle: 180°

Material: Zinc alloy housing, steel link

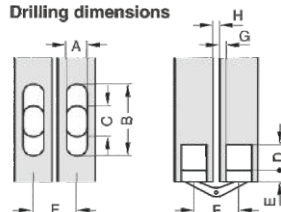
Shutter Thickness: from 13 to 38mm

3

Hinges and Flap Fittings



Drilling dimensions



Dimensional data not binding. We reserve the right to alter specifications without notice.


For wood thickness mm	41-45	48-51
Dimensions A mm	28.6	25.4
Dimensions B mm	117.4	138.8
Dimensions C mm	62.5	74.2
Dimensions D mm	9.7	12.0
Dimensions E mm	30.0	39.1
Gap F mm	50.8	62.2
Gap G mm	6.4	9.5
Gap H mm	9.6	8.0

For Wood thickness mm	Finish	Article No.
41-45	Brass plated	341.07.572
	Nickel plated	341.07.772
48-51	Brass plated	341.07.581
	Nickel plated	341.07.781

Special Order

Stock Available

Kubikina Hinge



Area of application: For overlay or inset mounting

Opening angle: 180°

Material: Zinc alloy/plastic

Installation: For screw fixing

Adjustment facility: Height ± 1.5 mm, side ± 1 mm, depth ± 1.5 mm (with overlay mounting), height ± 1.5 mm, side ± 1.5 mm, depth ± 1 mm (with inset mounting)

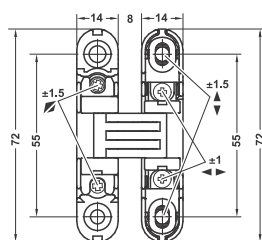
3-dimensionally adjustable for shutter alignment with millimetre accuracy



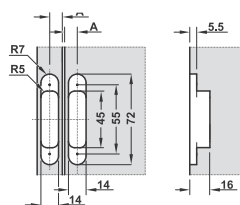
Chrome plated matt / Grey

Black

Dimensions



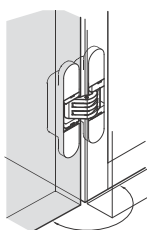
Drilling pattern



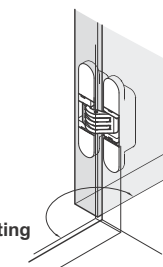
With wood thickness 18 mm: $A = 9 \text{ mm}$

With wood thickness >20 mm: $A = 10 \text{ mm}$

Installation

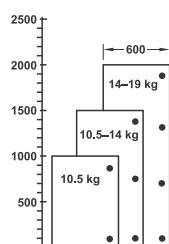


Overlay door mounting



Inset door mounting

Number of hinges per door



Sample measurements for 20 mm thick wood

Hinge distance min. 500 mm

Door width up to 600 mm

The door's width must not exceed its height

Special Order

Stock Available

Technical Information for DUO & DUO Forte



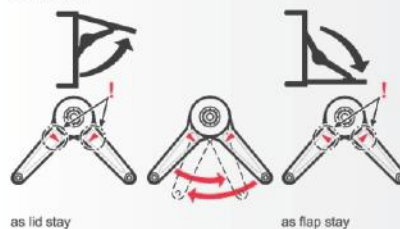
Duo – The fitting with dual function

For flaps made of wood, glass or with aluminium frame

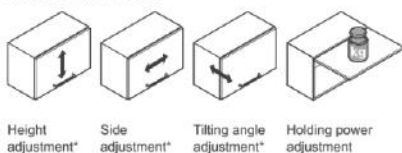


- Adjusting the arms (overshear) turns the lid stay into a flap stay.
- Less space required inside the cabinet
- Wear-resistant friction coupling with large adjusting range

Application



Front adjustment facility



* depends on the hinges that are installed

Holding power adjustment with SW4 Allen key (Cat. No. 008.28.241)



Stronger holding power
= **locking function**
= flap locks in any position
(multi-position stop)

Weaker holding power
= **braking function**
= lid stay closes softly/flap stay
opens gently

Surfaces

Black, nickel-coloured or white

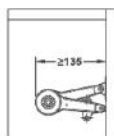


Lateral space requirement/ side distance (S) for screw-on bracket

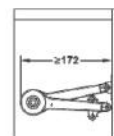


$S = 12 + \text{door overlay}$

Minimum installation depth



Duo standard



Duo forte

Dimensional data not binding. We reserve the right to alter specifications without notice.

Special Order

Stock Available

DUO

Lid Stays - Duo
With adjustable braking effect



Area of application: For wooden flaps and flaps with aluminium frame, also suitable as flap stays
For flaps with aluminium frame: width 20 mm or 45 mm
Opening angle: 75°, 90° or 110°
Version: With self-closing function
Mounting: For left and right hand use
Flap Height: upto 500mm
Weight: 2 to 15kg



Light version

HUWIL

Article No.	Area of application
373.66.211	For flaps made of wood or with aluminium frame. Frame width 45 mm and above Finish: Black
373.66.611	For flaps made of wood or with aluminium frame. Frame width 45 mm and above Finish: Nickel Plated
373.66.261	For flaps made of wood or with aluminium frame. Frame width 45 mm and above Finish: White
373.66.621	For flaps with aluminium frame with frame width 20 mm Finish: Nickel Plated

Special Order

DUO Forte

Flap Stays / Duo Forte



ø Opening angle: 75°, 90° or 110° (with different opening angles of hinges)

ø Mounting: For left and right hand use

ø The Flap locks in any position and it stops in end position when released by slight pressure

ø Can be mounted on wooden door flaps and for door flaps with aluminium frame

ø Gentle push helps in opening and closing of the Flap/Cabinet Door

ø Made of Zinc alloy and the mounting bracket are made of steel

ø Flap weight bearing capacity is from 3kg - 15kg

Flap Height: upto 700mm

DUO Forte

Area of application: Also suitable for use as flap stays.

Opening angle: 75°, 90° or 110°

Material: Stay: Zinc alloy
Mounting bracket: Steel

Finish: Black, Nickel plated & White

Version: With selfn Mounting:
For left and right hand use

Installation: Without tools (clip mounting system)

Distance from edge: 28 mm

Lock Function:

Locking: Flap locks in any position

Breaking function: Flap locks in end position, release by slight pressure

Article No.	Area of application
373.66.321	DUO Forte Flap Stay, Black , For Wood/ED = 28mm
373.66.631	DUO Forte Flap Stay, Nickel Plated , For Wood/ED = 28mm
373.66.371	DUO Forte Flap Stay, White , For Wood/ED = 28mm
373.66.641	DUO Forte Flap Stay, Nickel Plated , For Aluminium/ED = 28mm

Adapter: A must for all aluminium frame applications. (To be ordered separately)



Article No.	Finish
563.25.960	Nickel plated

Stock Available

3

Hinges and Flap Fittings

Dimensional data not binding. We reserve the right to alter specifications without notice.

GAS SPRING



Lid Stays

For wooden and aluminium framed shutters

Opening angle: Approx. 90°

Material: Steel

Mounting: For left and right hand use

In case of heavy panels we recommend using a pair of gas pumps for better stability

Max Panel Height: 600mm

mm	373.82.001	373.82.002	373.82.003	373.82.004	373.82.005
300	2,0 kg	2,7 kg	3,4 kg	4,1kg	4,7 kg
400	1,5 kg	2,0 kg	2,6 kg	3,1 kg	3,5 kg
500	1,2 kg	1,6 kg	2,0 kg	2,5 kg	2,9 kg
600	1,0 kg	1,4 kg	1,8 kg	2,0 kg	2,4 kg
75°					
300	1,8 kg	2,4 kg	3,0 kg	3,6 kg	4,7 kg
400	1,3 kg	1,8 kg	2,2 kg	2,7 kg	3,2 kg
500	1,1 kg	1,4 kg	1,8 kg	2,1 kg	2,3 kg
600	0,9 kg	1,2 kg	1,5 kg	1,8 kg	2,1 kg
90°					
300	1,6 kg	2,1 kg	2,6 kg	3,1 kg	3,5 kg
400	1,2 kg	1,6 kg	1,9 kg	2,3 kg	2,6 kg
500	0,9 kg	1,2 kg	1,6 kg	1,9 kg	2,2 kg
600	0,8 kg	1,0 kg	1,3 kg	1,6 kg	1,9 kg
110°					



Mounting plate for Aluminium frame shutters

Mounting plate for wooden shutters

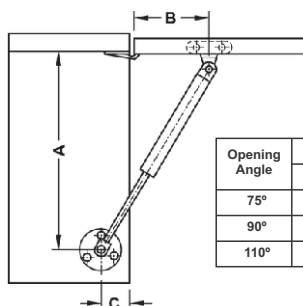


Mounting plate for carcass



All mounting plates included in the packet

Article No.	Power of Gas Spring
373.82.001	60N equivalent to 6 kg
373.82.002	80N equivalent to 8 kg
373.82.003	100N equivalent to 10 kg
373.82.004	120N equivalent to 12 kg
373.82.005	150N equivalent to 15 kg



Opening Angle	Dim.mm		
	A	B	C
75°	260	80	25
90°	238	80	25
110°	215	70	25

Dimensional data not binding. We reserve the right to alter specifications without notice.

Special Order

Stock Available

**Furniture Locks, Dialock electronic Locking Systems
and Catches**

4



HAFELE

Drawer Locks

Symo 3000 RIM Locks with Accessories

Rim Lock: For Drawer and Cabinet shutters.
Cylinder housing: Length 22 mm/32 mm
Locking Direction: Left, Right or Drawer version.
Backset: 25 mm
Material & Finish: Zinc Alloy, Nickel Plated



Article No.	Length	Locking Direction
232.26.600	22 mm	Right
232.26.610	22 mm	Left
232.26.620	22 mm	Drawer Version
232.26.680	32 mm	Drawer Version

Cylinder core PLW for all Symo 3000 Locks.
Locking system: With 6 plate levers
(plate cylinder removable core)



Article No.	
210.40.600	Housing: Zinc Alloy Nickel-plated Plate Levers: Brass Supplied with 2 Keys

4

Locks/Locking Systems

Dimensional data not binding. We reserve the right to alter specifications without notice.

Special Order

Symo 3000 RIM Locks with Accessories

Cylinder Rosette



Article No.	Finish
219.19.677	Steel, Nickel-Plated

Striking plate for screw-mounting



Article No.	Finish
239.40.703	Steel, Nickel-Plated

Striking plate for screw-mounting



Article No.	Finish
239.41.013	Steel, Nickel-Plated

Removal-key Symo 3000



Article No.	Finish
210.11.090	Steel, Nickel-Plated

Symo 3000 RIM Locks with Accessories

Ordering Information

232.26.600	1 No.
210.40.600	1 No.
219.19.677	1 No.
239.40.703	1 No. OR
239.40.013	1 No.

Ordering Information

232.26.610	1 No.
210.40.600	1 No.
219.19.677	1 No.
239.40.703	1 No. OR
239.40.013	1 No.

Ordering Information

232.26.620	1 No.
210.40.600	1 No.
219.19.677	1 No.
239.40.703	1 No. OR
239.40.013	1 No.

Ordering Information

232.26.680	1 No.
210.40.600	1 No.
219.19.677	1 No.
239.40.703	1 No. OR
239.40.013	1 No.

Stock Available

Pedestal Locks

Symo 3000 Central Locking System

For Pedestal/Filing Drawer unit:
Central Locking bar with
Lockcase
Length: 600 mm
Material & Finish: Zinc Alloy,
Nickel plated



Article No.	Finish
237.48.600	Zinc die-cast/Alu. bar, Nickel-Plated

Central locking bar



Article No.	Finish
237.10.002	Aluminium, bright

Symo 3000 central rotary lock
For installation in the front panel
With lifting pin, locking travel 180°



Article No.	Finish
234.98.600	Zinc Alloy, Nickel-Plated

Special Order

ACCESSORIES for Symo 3000 Pedestal Central Locking System

Cylinder core PLW
(plate cylinder removable core)
Symo 3000 for all Symo Locks



Article No.	Finish
210.40.600	Housing: Zinc Alloy Nickel-plated Plate Levers: Brass Supplied with 2 Keys

Removal-key Symo 3000



Article No.	Finish
210.11.090	Steel, Nickel Plated

Cylinder Rosette



Article No.	Finish
219.19.677	Steel, Nickel Plated

Bar guides



Article No.	Finish
237.23.006	Steel, Galvanized

ACCESSORIES for Symo 3000 Pedestal Central Locking System

Arresting pin



Article No.	Finish
237.22.100	Zinc Alloy, Matt Nickel-plated

Ordering Information

Article No.	1 No.
237.48.600	1 No.
210.40.600	1 No.
219.19.677	1 No.
210.11.090	1 No.
237.23.006	2 Nos.
237.22.100	Quantity depends on the no. of drawers per unit

Ordering Information

Article No.	1 No.
237.10.002	1 No.
234.98.600	1 No.
210.40.600	1 No.
219.19.677	1 No.
210.11.090	1 No.
237.23.006	2 Nos.
237.22.100	Quantity depends on the no. of drawers per unit

Stock Available

4

Locks/Locking Systems

Dimensional data not binding. We reserve the right to alter specifications without notice.

HAFELE

Wardrobe Locks

Espagnolette Locks with Accessories

For Wardrobe/Filing/Storage units
Finish: Zinc Alloy, Nickel-Plated
Locking Direction: Left and Right hand available
Material & Finish: Zinc Alloy, Nickel plated



Article No.	Backset	Direction
224.64.600	15 mm	Right
224.64.650	15 mm	Left
224.64.610	25 mm	Right
224.64.660	25 mm	Left

Cylinder core PLW
 (plate cylinder removable core)
Symo 3000 for all locks and knobs in this system



Article No.	
210.40.600	Housing: Zinc Alloy Nickel plated Plate Levers: Brass Supplied with 2 Keys

Knob handle for Symo 3000 Series (OPTIONAL)
 Zinc, Strike Right Hand



Article No.	Finish
229.83.600	Nickel plated matt

Special Order

Espagnolette Locks with Accessories

Removal-key Symo 3000



Article No.	Finish
210.11.090	Steel, Nickel Plated

Profile Rod
 Rod length: 2000 mm
 Diameter 6 mm



Article No.	Finish
226.07.209	Steel, Nickel Plated

Rod guide for screw-mounting
Finish: Zinc alloy, Nickel plated, with plastic guide



Article No.	Diameter
239.75.761	6 mm

Catch hook for screw-mounting
Diameter: 6 mm
Finish: Zinc alloy, Nickel plated, with plastic guide



Article No.	Size
226.30.761	Dia 6

Espagnolette Locks with Accessories

Locking Bolt with mounting plate



Article No.	Finish
226.57.708	Zinc Alloy, Nickel plated

Seal Profile serves as a dust protection strip (OPTIONAL)
Material: PVC seal
Application: For double door cabinets without centre panel
Screw fixing



Article No.	Colour
239.92.255	Brown

Cylinder Rosette



Article No.	Finish
219.19.677	Steel, Nickel Plated

Ordering Information

224.64.600	1 No.
210.40.600	1 No.
219.19.677	1 No.
226.07.209	1 No.
226.30.761	1 No.
226.57.708	2 Nos.
239.75.761	2 Nos.
210.11.090	1 No.
229.83.600	OPTIONAL
239.92.251	OPTIONAL


Stock Available

Furniture Locks

Secure -T Furniture Locks

Multi Purpose Lock

Finish : Chrome Polished
Installation : Screw Fixing
Material : Zinc Alloy
Supplied with: Two Metal Keys



Article No.	Thickness for Door
232.01.250	22mm
232.01.260	32mm

Push Lock



Article No.	Description
234.32.600	Sliding Door Push Lock

Special Order

Secure -T Furniture Locks

Drawer Pedestal Lock

Front Central Lock, with
 600mm Aluminium Bar



Article No.	Description
234.99.260	Front Central Lock

Cupboard Lock



Article No.	Description
230.17.221	Cupboard Lock (22mm)

Note: No. of key change 120

Secure -T Furniture Locks

Multipurpose Lock

Finish: Nickel Plated
Material: Zinc Alloy/Brass
Supplied With: 2 foldable key
Suitable for : 22 mm thickness of drawer



Article No.	No. of Key Change
232.01.280	1 to 240
232.01.281	241 to 480
232.01.282	481 to 720
232.01.990	Common key for all above locks

Stock Available

4

Locks/Locking Systems

Dimensional data not binding. We reserve the right to alter specifications without notice.

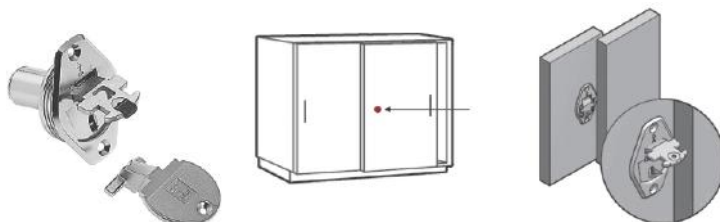
HAFELE

Furniture Locks

Sliding Door Lock

4

Locks/Locking Systems



BOM Components: SLD.2D.LCK



Lock Body



Cylinder Core with Indicator Plate and 2 Keys

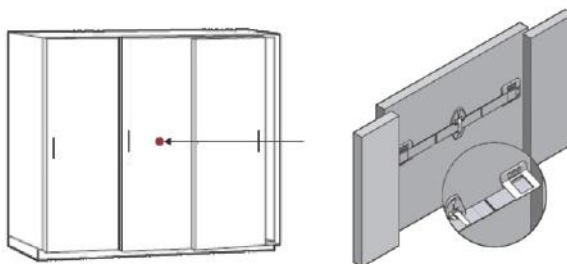


Rosette



232.20.712
Anti-Levering Device
(To be ordered separately)

Article No.	Description
SLD.2D.LCK	Sliding lock for 2 Door Sliding Fitting
232.20.712	Anti-Levering Device
SLD.3D.LCK	Sliding lock for 3 Door Sliding Fitting



BOM Components: SLD.3D.LCK



Lock Body



Cylinder Core with Indicator Plate and 2 Keys



Rosette



Swing Bar, Fix Bracket & Film Hinge

Note: Refer product communication for more details

Special Order

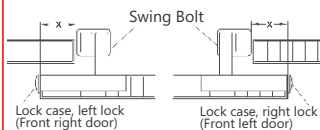

Stock Available

Sliding Cabinet Locks / Catches

Sliding Door Locks

Recessed swivel bolt lock Stoplock with plate cylinder
For Sliding Wardrobe/Filing/Storage units should overlap by 28 mm.

Available: left and right handle with **5 plates** = 200 different key changes possible
Cylinder: Zinc alloy, matt nickel-plated
Accessories supplied 2 Keys



Article No.	Dim. X	Direction
233.90.294	28 mm	Left
233.90.285		Right

Special Order

DOOR CATCHES

Automatic door catch, zinc



Article No.	Finish
245.58.754	Nickel plated

Magnetic Catch

For a panel weight of 4-5 kg.
Version: Movable housing
Supplied with counter piece



Article No.	Colour
246.29.105	Brown
246.29.301	Black
246.29.703	White

Magnetic double catch
For a panel weight of 6-8 kg.
Version: Movable housing
Supplied with counter piece



Article No.	Colour
246.84.713	White
246.84.115	Brown

DOOR CATCHES

MINI LATCH Spring catch



Article No.	Finish
245.54.701	Nickel plated

Roller Catch Screw On, Nylon, Plastic Catch & Stop



Article No.	Finish
243.15.704	Plastic White

Twin Roller Catch, Plastic, white



Article No.	Finish
244.03.700	Plastic White

Stock Available

4

Locks/Locking Systems

Dimensional data not binding. We reserve the right to alter specifications without notice.

DIALOCK Furniture Locking System Information

DIALOCK Furniture Locking System

DIALOCK in furniture

The connection and safe locking system from Häfele. Storing files and valuables safely is a prime challenge to a modern, reliable locking system. With the DIALOCK locking system, locking units such as cabinets, cupboards, drawers, compartments, shutters, etc. are locked electromagnetically. The individual locking units are controlled by a central component – the FurnitureTerminal DIALOCK (DFT). The FurnitureTerminal (DFT) meets all requirements for convenient electronic locking. Different levels of expansion are feasible so that every planner has optimum planning freedom.

The advantages

- Centralised opening and locking of complete cabinet systems
- If a KeyCard ("electronic key") is lost, the locking authorisation can be withdrawn without having to replace the locks on all the pieces of furniture.
- The DIALOCK locking system can be extended to entrance doors, offices, or buildings without any problems. For this, no changes are necessary to the locking units or to the Dialock FurnitureTerminal (DFT). The User KeyCards can be reprogrammed and used again.
- Specialised consultants are available for further levels of expansion, such as facility management with time-keeping.

The components

The DIALOCK furniture locking system consists of the following components:

- FurnitureTerminal DIALOCK (DFT) with antenna (DFANT)
- Electronic KeyCard set DIALOCK
- Lock case DIALOCK (FLC)
- Distributor or output extender DIALOCK (OE)

Furniture Terminal DIALOCK (DFT) with antenna (DFANT)

The Dialock FurnitureTerminal (DFT) is suitable for concealed installation. Via the FurnitureTerminal, lock cases (FLC) are controlled. In order to operate it, an electronic KeyCard DIALOCK (the "electronic key") is presented in front of the external antenna (DFANT).

When used with the electronic KeyCard, the Furniture Terminal (DFT) gives acoustic feedback:

- a single signal for a valid electronic KeyCard
- a double signal for an invalid electronic KeyCard

(Electronic KeyCard set DIALOCK)

The electronic KeyCard set DIALOCK contains three User KeyCards, one Programming and one Deletion KeyCard.

When an electronic KeyCard ("electronic key") is presented to the (DFANT) antenna, the data stored on the KeyCard is analysed. Specified lock cases (FLC) are triggered according to the authorisation of the electronic KeyCard.

The locking units are opened or locked with the User KeyCards. Up to 200 User KeyCards can be assigned.

Access authorisations are assigned or withdrawn with the Programming and Deletion KeyCard, respectively.

Advantages

- Wear and tear free (contactless data transfer)
- Maintenance free (without batteries)
- Insensitive to external influences, such as
 - magnetic fields
 - mechanical vibrations
 - humidity/moisture
 - dust



- User KeyCards DIALOCK can be reprogrammed at least 100,000 times
- Forgery-proof coding
- KeyTag can be attached to a bunch of keys

Lock case DIALOCK (FLC)

The lock case (FLC) is an electromechanical catch especially adjusted to fit the DIALOCK locking system.

Distributor

The lock cases (FLC) are triggered by the Dialock FurnitureTerminal (DFT) via a distributor. The DIALOCK locking system allows implementing solutions with lock cases (FLC) either keyed alike or with different key changes.

For the keyed alike solution, max. 6 lock cases (FLC) can be connected via the distributor. This solution can be extended to max. 11 lock cases (FLC) with an additional distributor.

Output Extender DIALOCK (OE)

For the solution with different key changes, the output extender (OE) is used. Max. 8 lock cases (FLC) can be connected to the output extender (OE).

Three solutions for individual areas of application

The DIALOCK locking system offers three solutions:

- for max. 11 keyed alike lock cases (FLC)
- for max. 8 lock cases (FLC) with different key changes
- for max. 11 keyed alike lock cases (FLC) and max. 8 lock cases (FLC) with different key changes

The three solutions are presented on the next page.

For all three solutions, you can choose between two different locking types:

Dead bolt lock function (opened / locked with key)

If an authorised User KeyCard is presented to the FurnitureTerminal (DFT), the lock case (FLC) is triggered and opened. It stays open until the User KeyCard is presented to the FurnitureTerminal (DFT) again.

Spring rim lock function (opened with key, locks automatically)

If an authorised User KeyCard is presented to the FurnitureTerminal (DFT), the lock case (FLC) is triggered for 3 seconds. Within this time span, the locking unit can be opened. After the 3 seconds have passed, the lock case (FLC) locks again automatically.

The time span can be adjusted between 3 and 30 seconds by means of the Configuration KeyCard OPEN TIME 74.

Special Order

Stock Available

DIALOCK Furniture Locking System - Component List

DIALOCK Furniture Locking System

The furniture locking system DIALOCK can be ordered as a set for the following solution:

- For max. 11 keyed alike lock cases (FLC), which can be triggered, opened and locked centrally via an antenna module.

All components can be ordered separately.



- **FurnitureTerminal (DFT):** With dead bolt lock function (opening and locking with electronic KeyCard) or spring rim lock function (opening with electronic KeyCard, automatic locking after 3 seconds)

- **Area of application:** Cabinet solutions, e.g. near desks, cabinet units with max. 11 keyed alike lock cases (FLC)

4

Locks/Locking Systems



Supplied with


- 1 FurnitureTerminal (DFT)
- 1 Antenna (DFANT)
- 1 Flat transformer with 2 AMP sockets
- 1 Distributor with 6 AMP sockets

Article No.	Function
237.56.151	Dead bolt lock function
237.56.111	Spring rim lock function

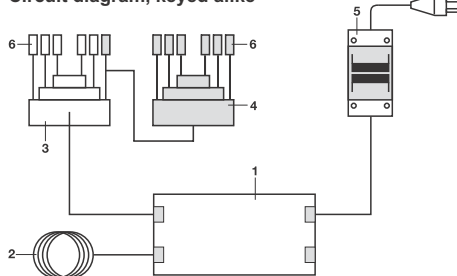
Packing: 1 set

Order reference

- The electronic KeyCard set DIALOCK and the lock case (FLC) are not included in the set. **Please order separately.**
- If you want to connect more than 6 keyed alike lock cases (FLC), please order an additional distributor.
- For the FurnitureTerminal (DFT) with spring rim lock function, please also order a Parameter KeyCard DIALOCK OPEN TIME 74 for configuring the locking time span of up to 30 seconds.



Circuit diagram, keyed alike



- 1 Furniture Terminal (DFT)
- 2 Antenna DFANT
- 3 Distributor
- 4 Distributor (optional)
- 5 Flat transformer
- 6 Lock case (FLC)

Special Order

Stock Available

DIALOCK Furniture Locking System - Component List

DIALOCK Furniture Locking System

The furniture locking system DIALOCK can be ordered as a set for the following solution:

- For max. 8 lock cases (FLC) with different key changes
- With an additional output extender, units can be addressed, opened and locked individually. Higher-level functions, well known from master key locking systems, can be set up without any problems.

All components can be ordered separately.



- **Area of application:** E.g. lockers, PO boxes and medicine cabinets, for max. 8 lock cases (FLC) with different key changes

Supplied with

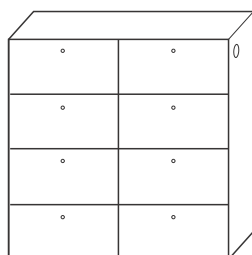
- 1 FurnitureTerminal (DFT)
- 1 Antenna (DFANT)
- 1 Flat transformer with 2 AMP sockets
- 1 Output extender OE with 8 AMP sockets
- 1 Connection cable (cascade cable), 1,000 mm long, with Western plugs

Article No.	Function
237.56.152	Dead bolt lock function
237.56.112	Spring rim lock function

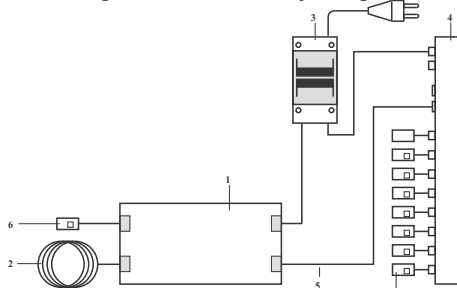
Packing: 1 set

Order reference

- The electronic KeyCard set DIALOCK and the lock case (FLC) are not included in the set. **Please order separately.**
- For the FurnitureTerminal (DFT) with spring rim lock function, please also order a Parameter KeyCard DIALOCK OPEN TIME 74 for configuring the locking time span of up to 30 seconds.



Circuit diagram, with different key changes



- 1 Furniture Terminal (DFT)
- 2 Antenna (DFANT)
- 3 Flat transformer
- 4 Output extender (OE)
- 5 Connection cable
- 6 Lock case (FLC)

Special Order

Stock Available

DIALOCK Furniture Locking System - Component List

DIALOCK Furniture Locking System

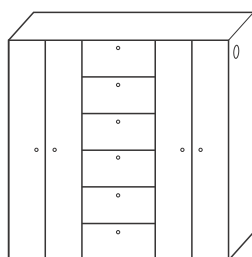

The furniture locking system DIALOCK can be ordered as a set for the following solution:

- Combination of locking authorisations keyed alike and with different key changes
 - For max. 11 keyed alike lock cases (FLC) and max. 8 lock cases (FLC) with different key changes
- All components can be ordered separately.



- **Area of application:** E.g. for cabinet units where one part is accessible for all employees (up to 11 locking points), and another part is accessible only for particular employees (up to 8 locking points)

- **FurnitureTerminal (DFT):** With dead bolt lock function (opening and locking with electronic KeyCard) or spring rim lock function (opening with electronic KeyCard, automatic locking after 3 seconds)



Supplied with

- 1 FurnitureTerminal (DFT) with dead bolt lock function
- 1 Antenna (DFANT)
- 1 Flat transformer with 2 AMP sockets
- 1 Output extender OE with 8 AMP sockets
- 1 Connection cable (cascade cable), 1,000 mm long, with Western plugs
- 1 Distributor with 6 AMP sockets

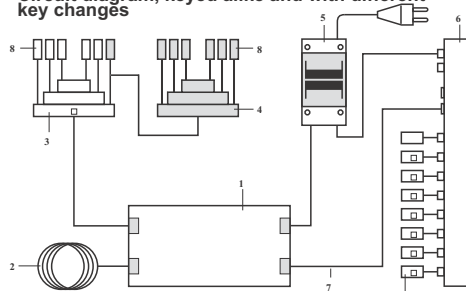
Article No.	Function
237.56.153	Dead bolt lock function
237.56.113	Spring rim lock function

Packing: 1 set

Order reference

- The electronic KeyCard set DIALOCK and the lock case (FLC) are not included in the set. **Please order separately.**
- For the FurnitureTerminal (DFT) with spring rim lock function, please also order a Parameter KeyCard DIALOCK OPEN TIME 74 for configuring the locking time span of up to 30 seconds.

Circuit diagram, keyed alike and with different key changes



- 1 Furniture Terminal (DFT)
- 2 Antenna (DFANT)
- 3 Distributor
- 4 Distributor (optional)
- 5 Flat transformer
- 6 Output extender (OE)
- 7 Connection cable
- 8 Lock case (FLC)

Special Order

Stock Available

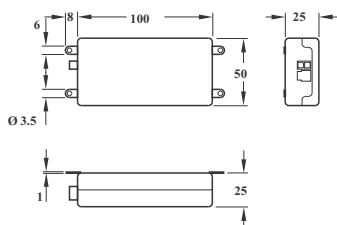
4

Locks/Locking Systems

Dimensional data not binding. We reserve the right to alter specifications without notice.

DIALOCK Furniture Locking System - Component List

DIALOCK Furniture Locking System DIALOCK (DFT) Furniture Terminal with acoustic feedback



- **Area of application:** For the electronic control of lock cases (FLC) in furniture
- **Function:** With dead bolt lock function (opening and locking with electronic KeyCard) or spring rim lock function (opening with electronic KeyCard, automatic locking after 3 seconds)
- **Version:** With sockets for antenna (DFANT) and lock case (FLC), lowvoltage cable with AMP plug, 1,000 mm long, 4 screw lugs.
- **Power supply:** 12 – 17 V DC, 11 – 14 V AC
- **Output voltage:** 10.6 V DC
- **Max. output current:** 300 mA
- **Material:** Plastic housing
- **Colour:** Anthracite / light grey housing
- **Installation:** Screw fixing
- **Supplied with:** Installation instructions

Article No.	Function
237.56.150	Dead bolt lock function
237.56.110	Spring rim lock function

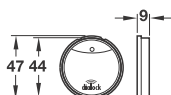
Packing: 1 set

Order reference

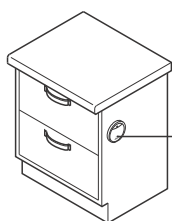
- Available with integrated antenna on request. For spring rim lock function, please order also a Configuration KeyCard
OPEN TIME 74 for setting the locking time span of up to 30 seconds.

DIALOCK Furniture Locking System - Component List

DIALOCK DFANT Antenna (Reader)

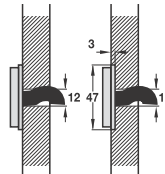


Application

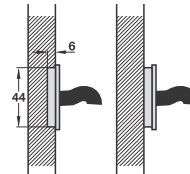


Antenna DFANT

Installation



Screw fixing



Flush installation and gluing

- **Area of application:** For data transfer between electronic KeyCard and FurnitureTerminal (DFT)
- **Version:** With red/green LED for optical indication of the programming process and locking status, with connection cable to FurnitureTerminal (DFT) with Western plug RJ 11
- **Connection cable length:** 1,000 mm
- **Material:** Plastic housing
- **Colour:** Anthracite housing, black connection cable
- **Installation:** Screw fixing or flush installation and gluing
- **Supplied with:** Installation instructions

Article No.	
237.56.130	

Packing: 1 set

Distributor



- **Area of application:** Connecting up to 6 lock cases (FLC) to the FurnitureTerminal (DFT), suitable for 12 V/6 A
- **Locking:** Keyed alike
- **Version:** With 1 AMP plug and 6 AMP sockets
- **Total length:** 155 mm
- **Cable length:** 90 mm
- **Material:** Plastic housing
- **Colour:** White housing

Article No.	
823.28.780	

Packing: 1 set

Special Order

Stock Available



CMYK

HAFELE

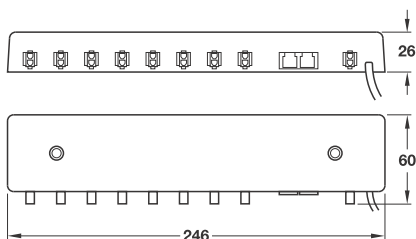
DIALOCK Furniture Locking System - Component List

DIALOCK (OE) Output Extender



4

Locks/Locking Systems



- **Area of application:** Connecting up to 8 lock cases (FLC) to the FurnitureTerminal (DFT)
- **Key change:** With different key changes (programmable)
- **Version:** With 8 open collector exits and power cable with AMP plug for connection to the flat transformer, with Western sockets RJ 11 for connection to the FurnitureTerminal (DFT)
- **Power cable length:** 500 mm
- **Power supply:** 12 V AC
- **Continuous current input:** 30 mA (additional current input of 50 mA per lock case (FLC))
- **Output voltage:** 12 V DC
- **Material:** Plastic housing
- **Colour:** Anthracite housing, black cable

Article No.

910.51.081

Packing: 1 set

Order reference

Connecting the output extender (OE) to the Furniture Terminal (DFT) and for connecting additional output extenders, please order cascade cable separately.

Flat transformer



- **Area of application:** Power supply for the FurnitureTerminal (DFT) and the output extender (OE)
- **Version:** With cable and AMP socket (secondary side), with power cable, suitable for permanent use, short circuit proof, complying with EN 60742, VDE 0551
- **Cable length:** Power cable 2,000 mm, secondary side 150 mm
- **Power supply:** 230 V AC
- **Output voltage:** 11.5 V AC
- **Output power:** max. 20 W
- **Dimensions:** 85 x 68 x 33 mm (L x W x H),
- **Material:** Plastic housing
- **Colour:** Black housing

Article No.

821.80.041

Packing: 1 set

Special Order

Stock Available

DIALOCK Furniture Locking System - Component List

Cascade cable



- **Area of application:** Connecting the output extender (OE) to the FurnitureTerminal (DFT)
- **Version:** With Western plugs RJ 11

Article No.	Length mm
910.51.090	500 mm
910.51.091	1,000 mm
910.51.092	2,000 mm
910.51.093	5,000 mm

Packing: 1 set

4

Locks/Locking Systems

Dimensional data not binding. We reserve the right to alter specifications without notice.

Special Order

Stock Available

DIALOCK Keys

KC Key card



Technical description

- **Function:** Electronic key for Dialock
4 independent locking authorisations per key card possible.
- **Version:** Plastic white.
Wear and tear free (contactless data transfer), maintenance free (without batteries), insensitive to external influences such as dampness, moisture, magnetic fields, mechanical vibrations, dust.
Can be reprogrammed at least 100,000 times.
Forgery-proof unique number.

Technical data

Dimensions	54 x 85 mm (credit card size)
Ambient temperature (operation)	-35 - +50 °C
Data storage	≥10 years

Ordering unit KC key card

1 LC Key card

Article No.	Technology
917.44.011	Tag-it™-ISO

Order reference

Customised imprint on request: Print and customise.

Special Order

KT Key tag



Technical description

- **Function:** Electronic key for Dialock as key ring.
4 independent locking authorisations per key card possible.
- **Version:** Plastic.
Insensitive to moisture and wetness.

Technical data

Diameter	31 mm
Ambient temperature (operation)	-35 - +50 °C
Data storage	≥10 years

Specifications/ordering overview

Article No.	Colour	Technology
917.44.099	Red	Tag-it™-ISO
917.44.098	Blue	Tag-it™-ISO

Ordering unit KT key tag

1 KT Key tag

Stock Available

DIALOCK Keys

Key tag



Technical description

- **Function:** Electronic key for Dialock as key ring.
- **Version:** Plastic white.
Wear and tear free (contactless data transfer), maintenance free (without batteries), insensitive to external influences such as dampness, moisture, magnetic fields, mechanical vibrations, dust.
Can be reprogrammed at least 100,000 times.
Forgery-proof unique number.

Technical data

Dimensions	54 x 28 mm
Ambient temperature (operation)	-35 - +50 °C
Data storage	≥10 years

Article No.	Technology
917.44.307	Tag-it™-ISO

Order reference
1 Key Fob

Special Order

KB Key wristband



Technical description

- **Function:** Electronic key for Dialock as wristband.
1 locking authorisation per key wristband possible.
- **Area of application:** In combination with locker lock.
- **Version:** Polyamide.
Body: Black with white insert (with Tag-it™-ISO version).
Wristband available in different colours.

Technical data

Ambient temperature (operation)	-35 - +50 °C
Data storage	≥10 years

Specifications/ordering overview

Article No.	Colour	Colour
917.44.208	Blue	Tag-it™-ISO

Order reference
1 KB Key wristband

Order reference
Customised imprint for version with Tag-it™-ISO technology on request: Print and customise.

Stock Available

4

Locks/Locking Systems

Dimensional data not binding. We reserve the right to alter specifications without notice.

DIALOCK Key Cards

Programming key card



Technical description

- **Function:** For granting access authorisations without software and programming station.
- **Area of application:** Small projects with few Dialock keys.
- **Version:** Plastic.

Technical data

Dimensions	54 x 85 mm (credit card size)
------------	-------------------------------

Specifications/ordering overview

Article No.	Technology
917.42.001	Tag-it™-ISO

Ordering unit programming key card
1 Programming key card

Clearing key card



Technical description

- **Function:** For withdrawing access authorisations without software and programming station.
- **Area of application:** Small projects with few Dialock keys.
- **Version:** Plastic.

Technical data

Dimensions	54 x 85 mm (credit card size)
------------	-------------------------------

Specifications/ordering overview

Article No.	Technology
917.42.002	Tag-it™-ISO

Ordering unit programming key card
1 Clearing key card

Special Order

Open Time 74 Configuration key card



Technical description

- **Function:** Changing the opening period at (DFT)/B furniture terminal to up to 120 seconds. (standard setting 3 seconds).
- **Area of application:** For use in combination with DFT/B furniture terminal with Tag-it™-ISO processor.
- **Version:** Plastic.

Technical data

Dimensions	54 x 85 mm (credit card size)
------------	-------------------------------

Specifications/ordering overview

Article No.	Technology
917.42.021	Tag-it™-ISO

Ordering unit programming key card
1 Open Time 74 Configuration key card

Parameter key card



Technical description

- **Function:** For transferring configuration parameters from the programming station to the locker lock (from version 7 onwards).
- **Area of application:** For use in combination with locker lock.
- **Version:** Plastic.

Technical data

Dimensions	54 x 85 mm (credit card size)
------------	-------------------------------

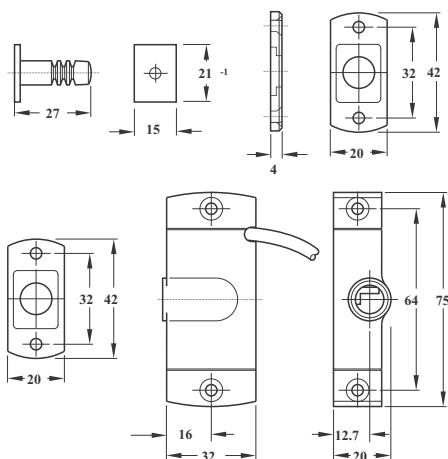

Specifications/ordering overview

Article No.	Technology
917.42.029	Tag-it™-ISO

Ordering unit programming key card 1 Parameter key card
Stock Available

DIALOCK Lock Case - Component List

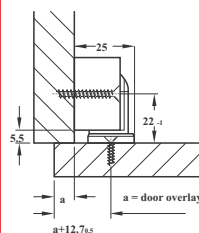
DIALOCK FLC Lock Case



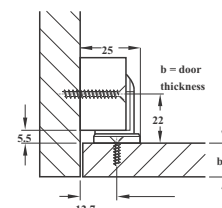
Special Order

Installation

Carry out trial installation



Overlay door



Inset door

With doors: Use concealed hinges with automatic closing spring
With drawers: Use runners with self-closing action

Note:

In order to enable emergency opening, a furniture handle (hole distance 32 mm) can be screwed to the backside of the fixing plate.

- **Area of application:** For all DIALOCK solutions
- **Function:** Electromechanical catch
- **Version:** With floating locking bolt for tolerance compensation
- **Power supply:** 12 V DC
- **Continuous current input:** 50 mA
- **Tensile load:** > 200 N (according to DIN 68 852) referring to closed door with plastic bolt
- **For door width:** Overlay doors: min.240 mm, inset doors: min.450 mm
- **Material:** Zinc alloy lock case, zinc fixing plate, plastic locking bolt
- **Finish:** Nickel plated lock case and fixing plate, grey locking bolt

Supplied with

- 1 Lock case FLC with connection cable
- 1 Locking bolt with fixing plate
- 1 AMP plug

Article No.	Connection cable mm
237.56.000	1,000
237.56.002	3,000
237.56.004	5,000

Ordering information

If required, order drilling jig separately.

Article No.	
237.56.990	

Packing: 1 Pc.

Stock Available

4

Locks/Locking Systems

Dimensional data not binding. We reserve the right to alter specifications without notice.

Accessories for DIALOCK Lock Case

Locking Bolt



Specifications/ordering overview

Article No.	Version
237.56.980	Metal
237.56.981	Plastic grey

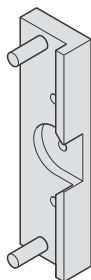
Fixing plate



Specifications/ordering overview

Article No.	Version
237.56.982	Zinc nickel plated

Drilling jig



Specifications/ordering overview

Article No.	
237.56.982	

Special Order

Locking bolt for glass sliding door fitting



Technical description

- **Area of application:** For sliding into runner housing profile of Labora glass sliding door fitting.
To suit glass 6-8 mm thick.
- **Version:** Steel.
Floats for tolerance compension.

Specifications/ordering overview

Article No.	
237.56.975	Locking bolt for glass sliding door fitting

Power supply unit



Technical description

- **Function:** Power supply for short-time use to test/open FLC lock cases during installation.

Technical description

Input voltage	230 V AC
Output voltage	12 V Dc

Specifications/ordering overview

Article No.	
237.56.991	

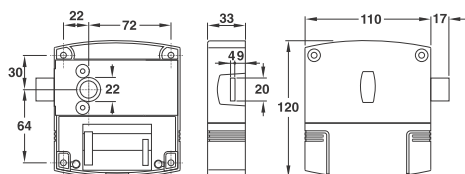
Stock Available

DIALOCK Locker Lock for Wardrobe locking system - Component List

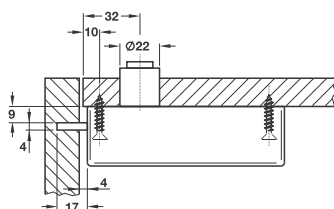
DIALOCK FLC Lock Case Tag-it™-ISO processor



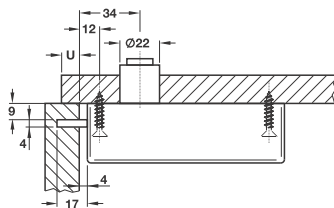
Dimensions locker lock



Installation with flush doors



Installation with overlay doors (U = door overlay)



Ordering unit locker set

- 1 Locker lock
- 1 Operating instructions in the form of pictograms, self-adhesive
- 1 Number plate without numbering

Special Order

Technical description

- **Function:** Battery operated, intelligent locker lock, free choice of locker. Every Dialock key can lock and unlock an open locker. Also fixed allocation: Dialock key is allocated to a locker. Battery status indicator: Locker can be opened but cannot be locked when battery change is indicated. Emergency opening with master key function possible. Integrated real-time clock for logging of all processes. Cable interface for programming.
- **Area of application:** For indoor use: For wardrobes, lockers and compartment cabinets with doors made of wood or HPL.
- **Version:** Factory settings for right doors, can be adapted to left doors. Batteries protected against theft. Plastic anthracite housing, stainless steel deadbolt (quality 1.4310), operating instructions silver coloured in the form of pictograms.

Technical data

Protection class	IP 44
Ambient temperature (operation)	0 - 70 °C
Storing temperature	-20 - 85 °C
Relative humidity	10 - 90% (non condensating)
Batteries (4 pieces)	AA 1.5 V type E91
Service life of battery	approx. 18,000 locking and unlocking process
Number of possible Dialock keys	30

Technical reference

Can only be used with Dialock keys, key tag and KB key wristband.

Specifications/ordering overview

Article No.	Technology
231.90.000	Tag-it™-ISO

Order reference

Please order separately:
Batteries at least 1 maintenance tool for changing the battery, Tool key card for resetting the battery control.

Stock Available

Accessories for DIALOCK Locker Lock for Wardrobe locking system

Programming cable for locker lock



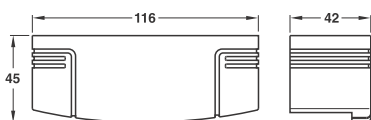
Technical description

- **Area of application:** Cable for connecting the locker lock with the MDU data transfer unit.

Specifications/ordering overview

Article No.	
917.90.264	Programming cable for locker lock

Maintenance tool



Technical description

- **Area of application:** For opening the cover of battery hold of locker lock
- **Version:** Plastic anthracite

Specifications/ordering overview

Article No.	
231.80.100	Locker Lock maintenance tool

Special Order

Battery



Technical description

- **Version:** Alkaline manganese battery 1.5 V Mignon

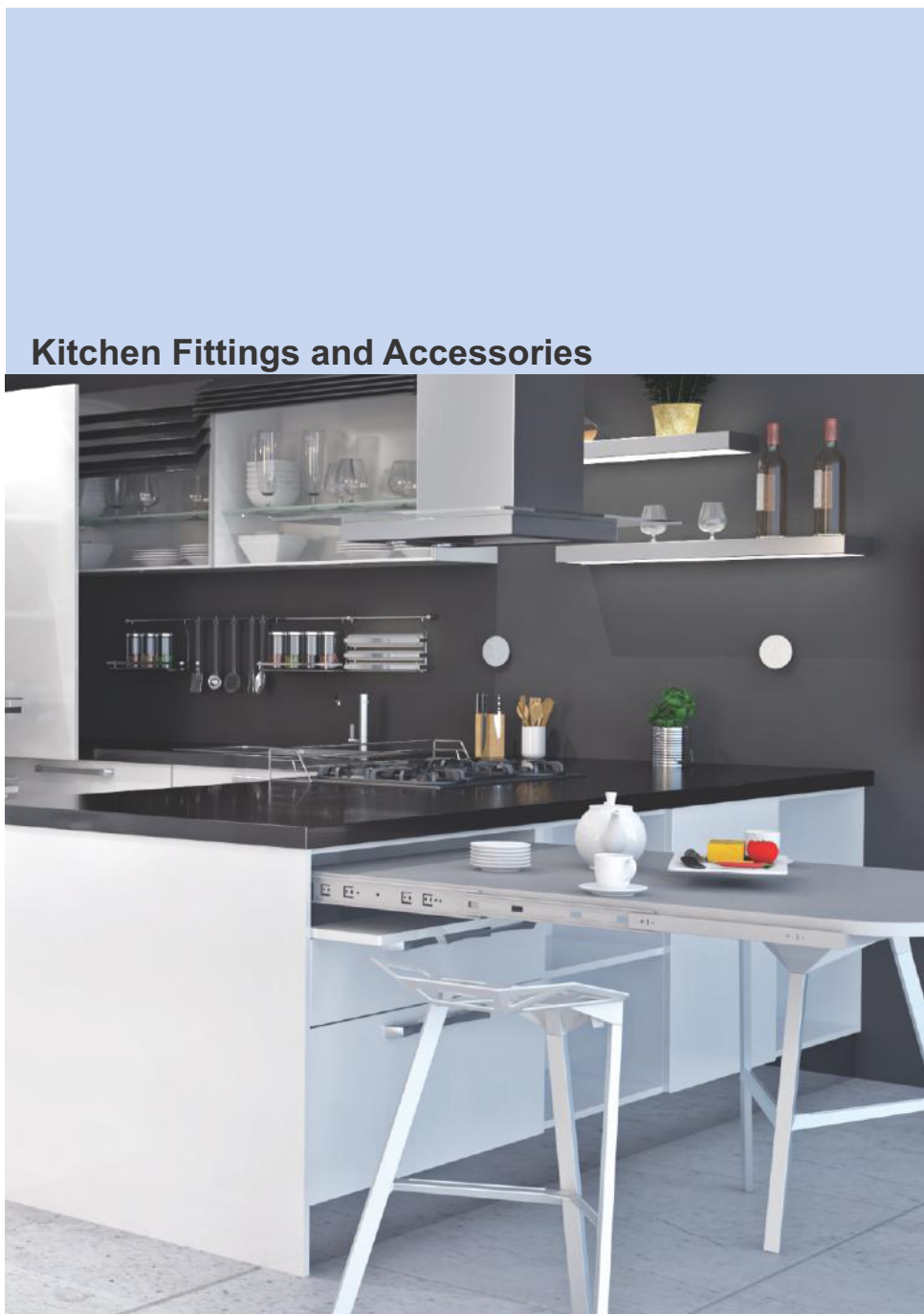
Specifications/ordering overview

Article No.	
910.54.980	

Stock Available

Kitchen Fittings and Accessories

5



HAFELE

5

Kitchen Fittings and Accessories

Dimensional data not binding. We reserve the right to alter specifications without notice.

Foldaway Fittings

Parallel foldaway fitting: A space saving item preferably for kitchens. Can ideally be used to increase work top space in kitchens, or to house grinder mixer/blender etc. Optional as a breakfast table.

Load bearing capacity: 8 kg

Features: In fully extended position the shelf is flush with the work top.

Automatically locks after being pulled out.

Releases by lifting the shelves

Can be used irrespective of the width of the table top



Material: Steel

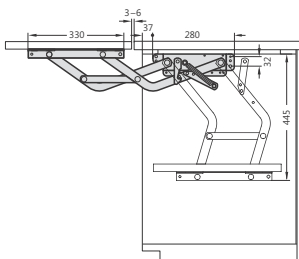
For internal cabinet width:

min. 300 mm, max. 568 mm

Usable height: 340 mm

Swivel depth: 445 mm

Installation: Screw fixing to side panel



Article No.	Finish
504.22.421	White lacquered

Special Order

Foldaway Fittings

Parallel foldaway fitting: A space saving item preferably for kitchens. Can ideally be used to increase work top space in kitchens, or to house grinder mixer/blender etc. Optional as a breakfast table.

Load bearing capacity:

8 to 10 kg.

Features: In fully extended position the shelf is flush with the work top.

Automatically locks after being pulled out.

Releases with plastic handle

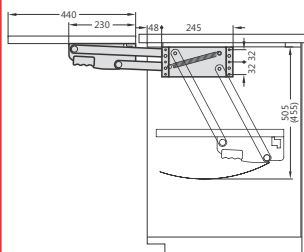


Material: Steel

Finish: White plastic coated,

Installation width: 410 - 570 mm

Installation: Screw fixing to side panel



Article No.	Load Capacity	Effective Height
504.18.758	8 kg.	180mm
504.18.767	8 kg.	240mm
504.18.776	10 kg.	240mm

Pull Out Table Fittings

Pull Out Table Fittings supplied without Work top

Load Capacity 30 kg

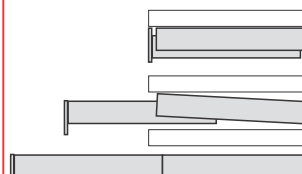
Finish: Galvanized/plastic coated

Features: Front panel automatically drops to level of additional work top with side panelling for the fitting.

Internal carcase depth:

min. 500 mm

Extension Length: 810 mm



Article No.	Material
505.70.200	Steel

Pull out table fitting supplied with Work top

Load Capacity 30 kg

Finish: Chipboard laminated in

White

Carcase exterior width:

600 mm with 16 or 19 mm side panel thickness



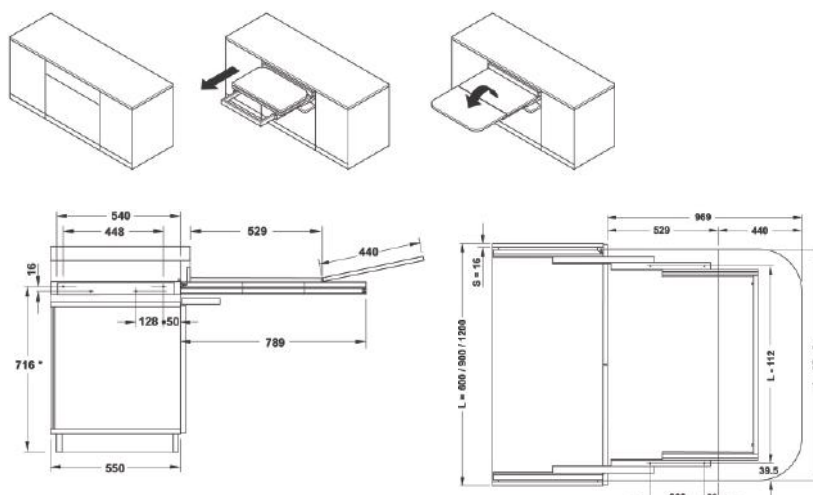
Article No.	Load Capacity
505.70.207	30 kg

Stock Available

Extension Table Fittings (lunch)



Article No.	Description
505.73.944	Breakfast Extension Table For 600mm Width (lunch)



Special Order

Stock Available

Dimensional data not binding. We reserve the right to alter specifications without notice.

Kitchen Fittings and Accessories

5

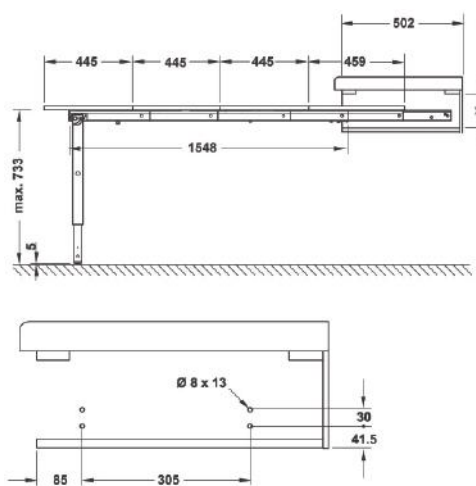
Table Extension fittings (party Mensola)



Kitchen Fittings and Accessories



Article No.	Description
642.19.935	Extension Table Pary Mensula For 900mm Width



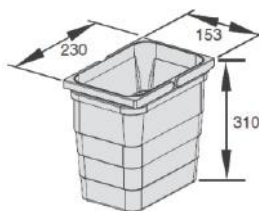
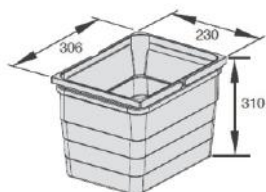
Special Order

Stock Available

Waste bins

Under sink cabinet waste bins

- Waste bins for under sink cabinet drawers are easy to use and help maintaining hygiene in the kitchen
- These waste bins slide out along with the drawer while opening
- The base plate avoids the bins from slipping while the drawer is in motion ensuring silent movement
- Combination possible with two bins which can be used for drawer of cabinet widths 450 to 900 mm



Special Order

Waste bins



Article No.	Description
NWB.01.450	Set of 3 waste bins & non slip base plate for installation in drawer boxes for cabinet width 450 mm
NWB.01.600	Set of 4 waste bins & non slip base plate for installation in drawer boxes for cabinet width 600 mm
NWB.01.900	Set of 6 waste bins & non slip base plate for installation in drawer boxes for cabinet width 900 mm

Waste bins

Eco Center - Perfect Recycling

- Containers swing out automatically upon opening the door
- No additional loading of the front
- The lid rises slightly upon opening, and moves back snugly against the container upon closing
- Simple removal of the entire system for cleaning of the cupboard
- Capacity from 18 litres



Eco center / 1 Bin capacity (18 litre)

Stock Available

5

Kitchen Fittings and Accessories

Dimensional data not binding. We reserve the right to alter specifications without notice.

HAFELE

Waste Bins



Eco center / 2 Bins capacity
(9 litres each)

Article No.	Description
502.79.500	Eco center / 1 bin including 1 x 18 liter bin (1 set)
502.79.501	Eco center / 1 bin including 2 x 9 liter bin (1 set)

Waste bins for cabinets

- These are built-in disposal solutions and come with a capacity of holding 40 ltrs of waste
- The high storage capacity of these bins allows the user to take full advantage of the inner cabinet room
- These bins can be extended fully and they are smooth to operate even when it is full
- Once pulled out, the lid of the bin stays inside the cabinet so that one can easily dispose of the waste without any hassle
- These bins are easy to install and they are ideally fixed under the kitchen sink unit



Special Order

Waste Bins



Dimension: D 480 mm x W 330 mm x H 400 mm.

Article No.	Description
503.06.501	Cabinet fixing pullout waste bin with double container. 40 litres (2 x 20 ltrs)

Worktop waste bin

Worktop waste bins makes optimum use of kitchen space. These bins are installed on the kitchen worktop for easy access and to dispose the waste produced while cooking by sweeping in the bin directly. Worktop waste bins comes with a removable eco-friendly plastic bucket inside. These waste bins are available in 11 Ltrs capacity.



Worktop waste bin-11 litres

Waste Bins



Article No.	Description
502.94.000	Work top waste bin finish: stainless steel capacity 11 litre

Pullout waste bins for cabinets

- Made of eco-friendly plastic.
 - Removable bucket easily washable.
 - Product is very easy to clean. System to hold bag with bucket handle.
 - Once pulled out the lid of the bin stays inside the cabinet allowing easy disposal of waste.
 - Options of using two dust bins for dry & wet waste is an added advantage.
 - Available in 7 to 16 Ltrs capacity.
- Finish:** Light grey



Article No.	Description
502.13.502	City pullout waste bin, (Bin 2 x 12 ltr + 1 Filter) Plastic

Stock Available

Waste bins

Cylinder swing out waste bins for cabinets



Cylinder swing out waste bin
(Capacity 13Ltr)
Finish: SS black



Cylinder swing out waste bin
(Capacity 13Ltr)
Finish: Plastic grey

Article No.	Description
503.31.002	Cylinder swingout waste bin, Capacity 13Ltr,
503.31.502	Cylinder swingout waste bin, Capacity 13Ltr),

Special Order

Waste bins

Kitchen, Vanity/ Tandem pullout/ Square swing out waste bins for cabinets



Kitchen, Vanity waste bin
(Capacity 8 Ltr)
Finish: Plastic White color



TANDEM pullout waste bin
1x16 + 1x 8 Lt (capacity 24 Ltr)
Finish: Plastic with runner



Square swing out waste bin
1x13 Lt (capacity 13 Ltr)
Finish: Plastic

Article No.	Description
502.89.700	Tilting vanity waste bin, Capacity 8 Ltr
503.34.501	Tandem pullout waste bin, 1x16 + 1x 8 Lt Capacity 24 Ltr
503.34.511	Square swing out waste bin Capacity 13 Ltr

Waste bins

Cabinet mounted waste bins



Finish: Plastic metallic grey

Article No.	Description
503.31.511	Bio waste bin
503.31.51101	Bracket

Under sink detergent pullout

- Made of eco-friendly plastic
- Removable bucket easily washable
- Product is very easy to clean
- System to hold bag with bucket handle
- Once pulled out the lid of the bin stays inside the cabinet allowing easy disposal of waste
- Options of using two dust bins for dry & wet waste is an added advantage



Finish: Plastic graphite grey

Article No.	Description
503.32.593	Head on extraction holder, Capacity 15 kg + 1Ltr

Stock Available


5

Kitchen Fittings and Accessories

Dimensional data not binding. We reserve the right to alter specifications without notice.

Drawer Mats

Anti Slip Mats



Drawer mats are must in a each drawer as they is coated with an anti slip surface below. The mats are made of non-toxic materials as per European standards and are highly safe to be used in kitchen drawers.

Anti Slip Mats for Drawers
Length : 1 meter
Width : 1500 mm
Thickness : 1.5 mm



Article No.	Dimension
152.01.500	1500 mm x 1 mtr

Non Side Mat Modern Line Anthracite with rill roll




Article No.	Dimension
547.90.219	500 mm x 1 mtr

Special Order

Drawer Mats

Modern Line for blum drawer Finish : Anthracite




Article No.	Dimension
555.21.359	476 mm x 1 mtr

Non-slide Mat Modern-line White with Grooves



Article No.	Dimension
555.21.775	482X476X1.6
555.21.777	782X476X1.6
555.21.779	1082X476X1.6

Aqua-non Sink Mat, Sb Material



Finish: Alu Metallic

Article No.	Dimension
547.91.003	2000x580x2.2mm

Finish: Stainless Steel Foil Alu Metallic

Article No.	Dimension
547.91.903	2000x580x2.2mm

Finish: White

Article No.	Dimension
547.91.803	2000x580x2.2mm

Drawer Mats

Rubberdeck Decorative Anti Slip Mat for Drawers Finish : Maple




Article No.	Dimension
547.96.567	600x510 mm
547.96.577	600x810 mm

Rubberdeck Decorative Anti Slip Mat for Drawers Finish: Maple



Article No.	Dimension
547.96.167	600x510 mm
547.96.177	600x810 mm

Rubberdeck Decorative Anti Slip Mat for Drawers Finish: Wenge Maron




Article No.	Dimension
547.96.767	600x510 mm
547.96.777	600x810 mm

Stock Available



CMYK

HÄFELE**Drawer Matts****AGOLight Non slide mats**
Finish : Anthracite**Blum drawer- 300 mm**

Article No.	Dimension
555.21.321	476 mm x 182 mm

Blum drawer- 450 mm

Article No.	Dimension
555.21.324	476 mm x 332 mm

Blum drawer- 600 mm

Article No.	Dimension
555.21.325	476 mm x 482 mm

Blum drawer- 900 mm

Article No.	Dimension
555.21.329	476 mm x 782 mm

Blum drawer- 1200 mm

Article No.	Dimension
555.21.330	476 mm x 1082 mm

Special Order

Worktop Support Brackets**Angled worktop support,**
round, tube Ø 50 mm**Angled, tube Ø 50 mm****Material:** Steel**Load carrying capacity:** 15 kg,
with 600 mm distance and
200 mm projection (overlap)**Finish:** Chrome plated polished
Supplied with: Fixing material
and instruction manual

Article No.	Installation
505.15.210	Screw fixing for wood
505.15.211	Glass gluing for glass

Stock Available

5

Kitchen Fittings and Accessories

Dimensional data not binding. We reserve the right to alter specifications without notice.

CMYK



Wall Hanging Brackets

Side leveller with ABS foot
Max. Loading Capacity : 100 Kg
adjustment upto 20mm.



Article No.	Finish
637.42.905	Galvanised

Special Order

Wall Hanging Brackets

Visible hanging brackets
Horizontal adjustment: up to 25 mm
Vertical adjustment: up to 28 mm
Loading capacity : up to 65 Kg.
Fixing system: screw-fix, dowel-fix
diameter mm Ø8 and diameter mm Ø10



Article No.	
290.05.750	Right hand
290.05.751	Left hand

Wall plate, Steel
Size: 26 x 60mm
Loading capacity: up to 200 Kg



Article No.	Finish
290.10.901	Steel

Wall Hanging Brackets

Steel Cover for Hanging bracket
Finish : Brushed nickel



Article No.	
290.05.680	Right hand
290.05.681	Left hand

Plastic Cover for Hanging bracket
Finish : White



Article No.	
290.05.682	Right hand
290.05.683	Left hand

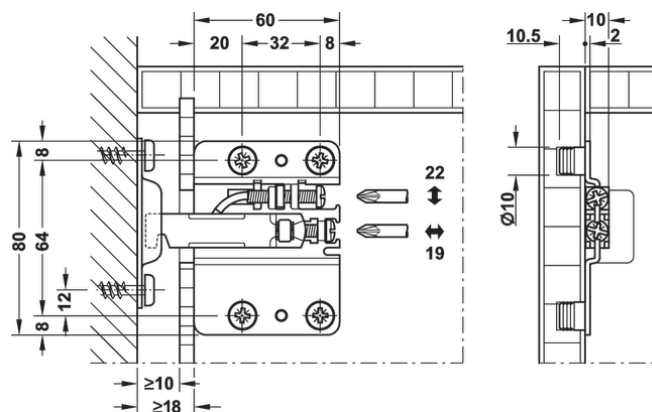
Stock Available



CMYK

HÄFELE

Wall hanging bracket for base unit



Special Order

Stock Available

www.hafele.com

5.10

CMYK

Dimensional data not binding. We reserve the right to alter specifications without notice.

Kitchen Fittings and Accessories

5

Wall hanging bracket for base unit

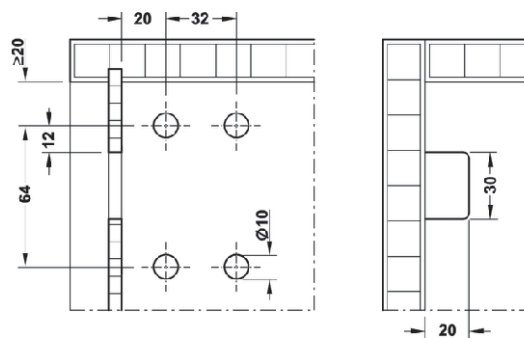
For press fitting with 4 dowels
Load bearing capacity 240kg/pair



Wall hanging bracket



Cover cap



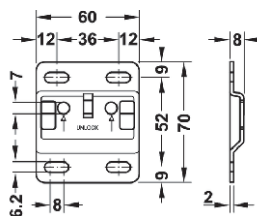
Material: Steel
Cover cap: Plastic
Adjustment facility: H22 x D19mm

LHS	RHS	Description	Finish/colour
290.40.902	290.40.901	Wall hanging bracket	Galvanized
290.40.702	290.40.701	Cover cap	White


Support plate with hook-off protection device



Length 60mm



Installation



Hook-off protection device prevents unintentional unhooking of the wall unit

LHS	RHS	Description	Finish/colour
290.40.990	Single screw-on position	Galvanized	

Special Order

Stock Available

Concealed Wall Hanging Brackets

Concealed hanger : with 10mm dowels
Horizontal adjustment : up to 25mm,
Vertical adjustment : up to 18mm,
Loading capacity : up to 65 Kg.
Fixing system : screw-fix, dowel-fix diameter mm Ø8 and diameter mm Ø10.



Article No.	
290.37.900	Right hand
290.37.901	Left hand

White Plastic Cap : (Ø10MM)



Article No.	Finish
290.37.790	White

Wall plate, Steel
Size : 26 x 60mm
Loading capacity : up to 200 Kg



Article No.	Finish
290.10.901	Steel

Special Order

Plinth Foot

Plinth adjusting foot
Adjusting Range : 5 to 10mm
Material : Plastic
Finish : Black



Article No.	Plinth Height
637.27.301	100 mm
637.27.304	150 mm

Plinth panel clip : For screw-mounting on the plinth panel
Material : Plastic



Article No.	Finish
637.27.381	Plastic, black

Plinth Clip groove mounting
Material : Plastic




Article No.	Finish
637.27.380	Black

Wine glass holder




Quad wine glass holder (4 slots)



Article No.	544.05.241
-------------	------------

Dimension : 340 x 420 x 70 mm
Diameter of glass base : between 40 - 70 mm
Glass holding capacity : 16 Glass (4 slots)
Material : Steel, **Finish** : Chrome

Double wine glass holder (2 slots)



Article No.	544.05.240
-------------	------------

Dimension : 340 x 216 x 70 mm
Diameter of glass base : between 40 - 70 mm
Glass holding capacity : 8 Glass (2 slots)
Material : Steel, **Finish** : Chrome

Stock Available

Corner Unit

Space corner with **blum**
SYNCHROMOTION Perfecting motion

- Unsurpassed running action using the TANDEM runner principle
 - Integrated Blumotion for silent and effortless controlled closing action
 - Full extension for a good view and direct access
 - Excellent durability
- Simple assembly, easy setup



Load capacity 65 kg per drawer

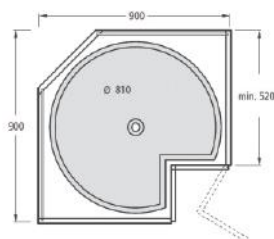
Article No.	Description
TBX.CU.101 White	Corner space with SYNCHROMOTION: Standard drawer M height, NL 650mm, 65kg
TBX.CU.201 Grey	
TBX.CU.301 SS	

Article No.	Description
TBX.CU.102 White	Corner space with SYNCHROMOTION: High fronted drawer D height, NL 650mm, 65kg
TBX.CU.202 Grey	
TBX.CU.302 SS	

Eco Corner Unit



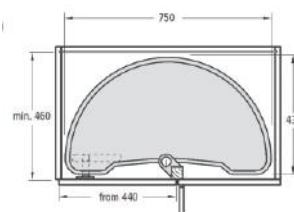
Radius 820mm, 90° cut out for Corner Cabinets 900x900 mm
Set Of: 2 Trays with 1 Fitting Set complete including brake and Aluminium tube 680mm long



Article No.	Finish
541.40.880	White
541.40.380	Alugrey

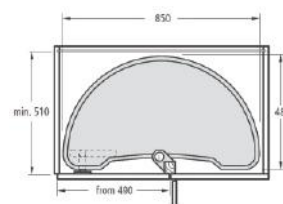
Eco Corner Unit

Half tray for Corner-cabinets 800 mm Set of: 2 Half-trays with 1 fitting set complete with Aluminium tube 552 mm long and 1 catcher within the set



Article No.	Finish
541.54.850	White
541.54.350	Alugrey

Half tray for corner-cabinets 900 mm Set of: 2 Half-trays 5120.90 White with 1 fitting set 3836 White complete with Aluminium-tube 552 mm long and 1 catcher 3837.90 within the set

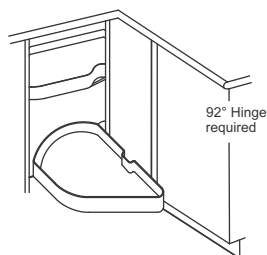


Article No.	Finish
541.54.860	White
541.54.360	Alugrey

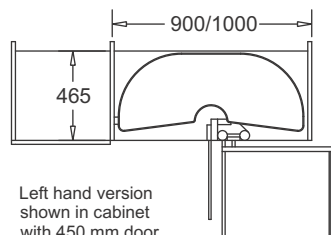
Special Order

Stock Available

Magnia - Pull-out trays for asymmetric corner cabinets



Magnia-half trays



Left hand version
shown in cabinet
with 450 mm door

Magnia-half trays

- Puristic, modern, multiple awarded design
- One-piece moulded, seamless, easy to clean
- Slightly textured interior surface guarantees stability for the stored items
- "off-tool" high gloss outside, can be individualized by means of metallic painting
- Finish can be adjusted to drawer box and other elements
- Rigid bottom construction provides for a high torsional stiffness and solidity
- Welded underside allows a loading capacity of up to 20 kgs
- For interior cabinet depths from 500 mm
- Design bond with provisa insert for larger unit pull-outs

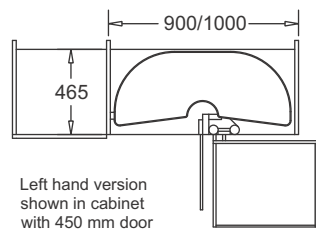
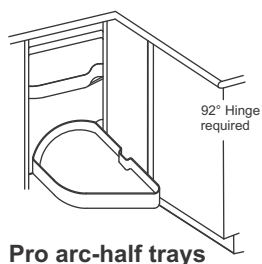
Article No:	Description	Set
541.55.240	Polystyrene White Gloss - chrome coloured split strip right hand	Set
541.55.241	Polystyrene White Gloss - chrome coloured split strip left hand	Set



Special Order

Stock Available

Pro arc Powerslide - the functional tray system



Pro arc-half trays

Kitchen Fittings and Accessories

5

Pro-arc PowerSlide fitting

- Only one fitting for all door widths
- Massive aluminum, ball bearing runners, powder coated surface
- Perfect action and security without lateral carcass connection
- Allows a silent and smooth sliding of the trays
- Trays can be operated individually
- Locks firmly and securely in end position
- Easy and quick assembly
- Trays can easily be released from the fitting

Article No:	Description	Set
541.55.940	Polystyrene in alu-grey with Aluminum metallic non-slip foil, with Aluminium coloured edge profile right hand	Set
541.55.941	Polystyrene in alu-grey with Aluminum metallic non-slip foil, with Aluminium coloured edge profile left hand	Set



Dimensional data not binding. We reserve the right to alter specifications without notice.

Special Order

Stock Available



CMYK



VAUTH-SAGEL

HÄFELE**Corner Unit****Corner cabinet - Waricorner**

- Variants for corner cabinets with door widths of 400, 450, 500, 550, and 600 mm.
- Easy assembly of fronts with central height alignment.
- Height adjustable storage elements.
- Available basket variants: Premea & Artline

Waricorner Premea

Article No.	Description
548.17.572	Waricorner right
548.17.573	Waricorner left

Waricorner ARTLINE

Article No.	Description
WCO.AL.RHS	Waricorner right
WCO.AL.LHS	Waricorner left

Special Order

Corner Unit**Twin Corner Rail**

- Available for corpus widths of 900 mm



Article No.	Description
542.08.045	Corner cabinet twin corner right 450 mm Rail
542.08.046	Corner cabinet twin corner left 450 mm Rail

Twincorner SMART

Article No.	Description
542.08.345	Corner cabinet twin corner right 450 mm Smart
542.08.346	Corner cabinet twin corner left 450 mm Smart

Stock Available

5

Kitchen Fittings and Accessories





CMYK

HÄFELE

VAUTH-SAGEL

5**Kitchen Fittings and Accessories**

Dimensional data not binding. We reserve the right to alter specifications without notice.

Corner Unit**Recorner Maxx Rail**

- Available for cabinet size of 90x90 cm
- Height adjustment for the shelves is flexible and independent from the corpus heights
- A raster allows changing the position of the wooden shelf retrospectively
- Vertical support can be fixed at different heights
- Applicable to base, high and wall cabinets
- Retrofitting into a set up kitchen possible Load of 28 kg per shelf

Recorner Maxx Rail

Article No.	Description
542.62.522	Recorner maxx 3/4 Rail

Special Order

Corner Unit**Recorner maxx SMART**

Article No.	Description
542.62.742	Recorner maxx 3/4 Smart

Stock Available

CMYK



Aluminium Profiles



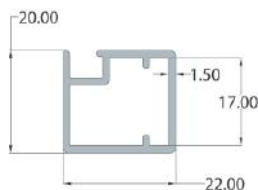



CMYK

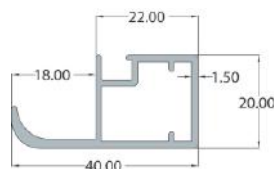
HAFELE

Aluminium Frame Profiles

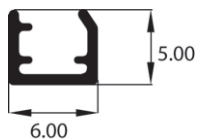
Narrow Aluminium Profiles For Kitchen Shutters



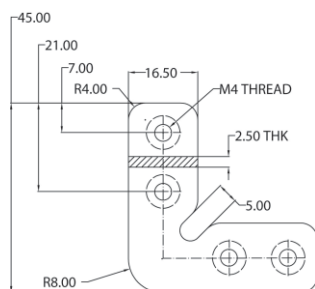
Narrow Aluminium Frame Profile Glass Thickness : 4 mm Length : 3000mm



Narrow Aluminium Frame Profile with Handle Glass Thickness : 4 mm Length : 3000mm



Transparent Plastic Sleeve
(For the above aluminium profile)



Corner Connector

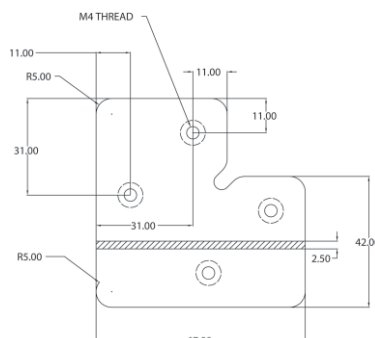
Article No.	Finish
563.74.903	Aluminium frame profile (Silver Anodized)
563.74.913	Aluminium frame profile with handle (Silver Anodized)
563.74.483	Transparent plastic sleeve
563.62.591	Corner connector galvanised finish (Consists of 4 connectors & 16 screws) 45 X 45 X 2.5 (thickness)

Special Order

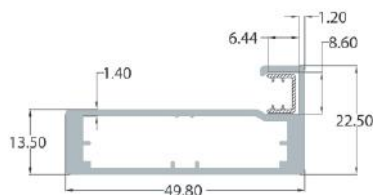
Stock Available

Aluminium Frame Profiles

Wide Aluminium Profiles For Kitchen Shutters



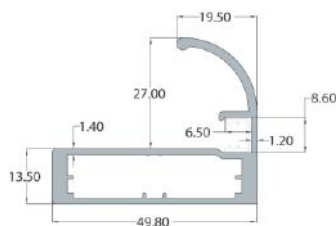
Corner Connector



Wide Aluminium Frame Profile Glass Thickness : 4 mm Length : 3000mm



Wide Aluminium Frame Profile with Handle Glass Thickness : 4 mm Length : 3000mm



Wide Aluminium Frame Profile with Handle Glass Thickness : 4 mm Length : 3000mm

Article No.	Finish
563.47.903	Aluminium frame profile (Silver Anodized)
563.47.003	Aluminium frame profile (Silver Polished)
563.47.103	Aluminium frame profile (S. S. Hairline)
563.47.803	Aluminium frame profile (Anodized Brushed Champagne)

Article No.	Finish
563.47.913	Aluminium frame profile (Silver Anodized)
563.47.013	Aluminium frame profile (Silver Polished)
563.47.113	Aluminium frame profile (S. S. Hairline)
563.47.813	Aluminium frame profile (Anodized Brushed Champagne)

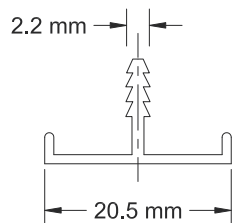

Article No.	Finish
563.47.923	Aluminium frame profile (Silver Anodized)
563.47.023	Aluminium frame profile (Silver Polished)
563.47.123	Aluminium frame profile (S. S. Hairline)
563.47.823	Aluminium frame profile (Anodized Brushed Champagne)

Article No.	Finish
563.62.591	Corner connector galvanised finish (Consists of 4 connectors & 16 screws) 68 X 68 X 2.5 (thickness)mm

Note: Transparent Plastic sleeve comes with wide Aluminium profiles

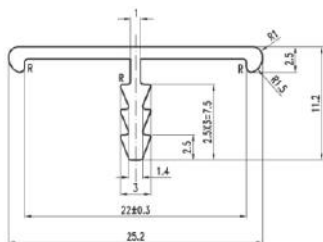
Special Order

Stock Available



Article No.	Finish
752.01.942	Silver anodized

Lip Profile for 22mm Wood 3000 mm Aluminium



Article No.	Finish
752.01.062	S.S. Hairline
752.01.962	Silver anodized

Special Order

Stock Available

Bedroom Fittings and Accessories



HAFELE

Ironing Board

Ironfix: Drawer mounted ironing board is an excellent space saving solution for the bedrooms/kitchens/laundry/wardrobe etc. The ironing board is built into the drawer and can be accessed easily by simply pulling the drawer open and unfolding the board.


Features:

Infinitely variable width adjustment for built-in widths between 362 and 500 mm

Inside cupboard depth 500 mm

Complete set including assembly materials, consisting of : 2 carcass rails, 1 collapsing ironing board support system with pre-assembled 2-part extending runners, folding ironing board

Finish: White powder coated steel and striped fabric ironing board cover.



Article No.	Finish
568.60.710	Steel, plastic-coated, white

Special Order

Ironing Board

Ironfix: Wall Mounted ironing board, pre-assembled and easy to mount. Equipped with a turning mechanism (Can be swivelled conveniently to the left or to the right up to 90°) **with locking function.**

Finish: Steel, plastic-coated, white fabric ironing board cover in striped design.



Article No.	Finish
568.66.700	Steel, plastic-coated, white without plastic cover

Ironing Board

Plastic Cover: Cover for the wall mounted ironing board supplied with

Article No: 568.66.790

Finish: Plastic, RAL White



Ironfix Ironing board, cross-ways for built-in installation



Collapsible, rotates 180°, positioning at 15° intervals, completely pre-mounted without front connection

Material: Fitting parts: Steel

Finish: Fitting parts: Plastic coated white, RAL 9016

Installation depth: 350mm

Installation height: 125mm

Installation width: 520mm

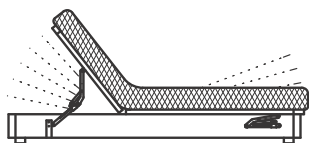
Article No.	Cover
568.60.793	Aluminium
568.60.792	Flowers
568.60.791	Multicoloured stripes
568.60.780	Grey stripes

Stock Available

Bed Storage Fittings

Scissor jacks: For application in slatted frames, couches and French beds for adjustable head and foot section.

Material: Steel



18 setting positions
Raising Height Max. 300 mm



Article No.	Finish
274.00.933	Yellow chromitized

19 setting positions
Installation: Max. 375 mm



Article No.	Finish
274.01.930	Yellow chromitized

Special Order

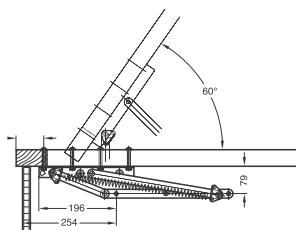
Bed Storage Fittings

Swing away spring loaded fitting: Bed storage fittings for single beds, supplied with 2 springs

Material: Steel

Bed size: Max. 1,000 x 2,000 mm

Opening angle of the flap: 60°



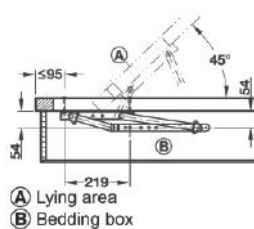
Article No.	Finish
274.50.915	Galvanized

Swing away spring loaded fitting: Bed storage fittings for single beds, supplied with 4 springs

Material: Steel

Bed size: Max. 1,000 x 2,000 mm

Opening angle of the flap: 45°



(A) Lying area
(B) Bedding box

Bed Storage Fittings



Article No.	Finish
274.50.924	Galvanized

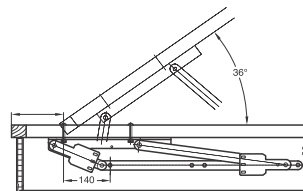
Swing away SUPER spring loaded fitting: Bed storage fittings for double beds supplied with 4 springs

Material: Steel

Area of application: For heavy mattresses

For bed size:
Max. 1,400 x 2,000 mm

Note: Fitting swivels out to the front or the side. Take additional space requirements into account.



Article No.	Colour
274.51.921	White

Stock Available



CMYK

HAFELE**Mattress Supports**

Wooden slats: For manufacture & assembly of single beds frames for mattress

Material: Beech Wood

Finish: Laquered natural wood

Version: Rounded edges

FOR SINGLE BEDS, 5 LAYERS

Article No.	Length
271.63.006	991 mm



Slat supports, Screw fitting



Slat supports, Press fitting

Accessories for single bed**Slat supports**

Flexible, screw fixing

Material: Plastic



Article No.	Finish
271.62.116	Brown

Special Order

Mattress Supports**Slatted Frame**

Article No.	Size
271.00.017	1400X2000 MM
271.00.018	1800X2000 MM

These slatted frames are suitable for Prakt storage bed fitting

Please refer pg: 7.06

Stock Available



3-Fold Sofa cum Bed Fittings

Most suited in small spaces like Studio apartments, children's rooms, guest rooms and as additional bedding in Hotel rooms.

Features :

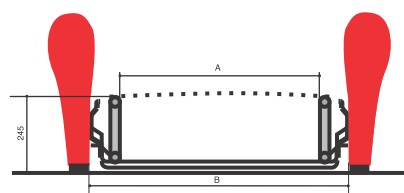
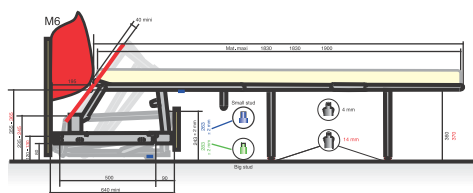
- Space-efficient and flexible- can be accommodated in small spaces
- Easy conversion - can be converted from bed to sofa and vice versa with minimum effort
- Cost-effective- as compared to conventional beds
- Sturdy and durable - at par with conventional bed and sofa fittings
- Spacious - can easily accommodate two adults
- Comfort with Functionality - provides the same comfort of a bed or sofa while saving space
- Easy to install



Technical Information :

- The thickness of the foam mattress should not be more than 6cm
- The density of the foam should not be more than D30
- The width of the mattress should be 7cm less than the width of the mechanism, that is the width of mattress for 140cm mechanism is 133cm
- The length of the mattress should be 185cm.

Article No.	Dimension
272.00.098	M6 MERATOILE 140CM - MERATOILE 140(TUBE 1.5) - 4 slats



Note: This fitting is specially for OEM & Sofa Makers.

Special Order

Stock Available

Sofa & Bed Fittings

REMUS

Hafele introduces its latest bed cum sofa fitting - REMUS that gives you sweet comfort and unmatched functionality!

Space efficient - great addition to a small room in your home

Sturdy and durable - epitomized quality fittings and mechanism

Couch for 3; Bed for 2 - can be easily converted from a three seater couch to a bed for two

Effortless convenience - the bed and mattress can be laid out effortlessly.



Article No. 272.02.000

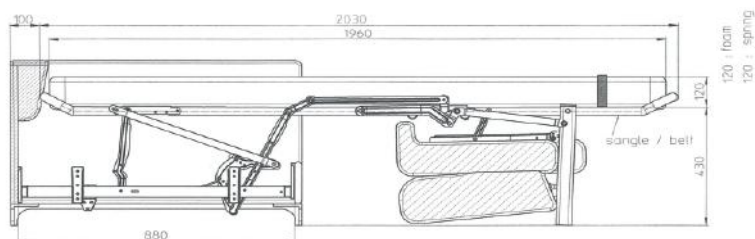


Seating position



Sleeping position

Mechanism for daily use with a 12cm x 196cm x 133cm mattress. Sleeping position is perpendicular to the wall. You don't need to take off seat and back cushions to open this mechanism. 2 different ways to fix it : either in a sofa made in one piece, or in a sofa made in kit.



Note: This fitting is specially for OEM & Sofa Makers.

Special Order

Stock Available

Sofa & Bed Fittings

PRATIK

Pratik allows for two types of elevation:

1. Horizontal elevation


The 'Horizontal Elevation' function enables easy lifting and lowering of the bed in the same horizontal position without intermediary steps

This function permits free movement which makes the task of bed making comparatively easier

2. Complete opening

The 'Complete Opening' function allows turning the bed unit into a complete storage unit.

This function enables free handling of things in the storage space.




Weight Capacity:

(Slatted Frame + Foam Mattress) = 50-60 Kg

Article No.	Size
274.52.913	1400X2000 MM

Note: For Slatted frame please refer Page No. 7.03



Weight Capacity:

(Slatted Frame + Foam Mattress) = 75-85 Kg

Article No.	Size
274.52.914	1800X2000 MM

Special Order

Stock Available

HAFELE

Hide Away Bed Fitting

ALADINO

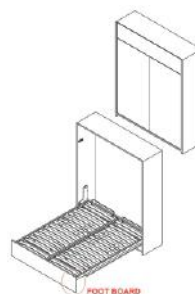
The vertical folding mechanism was created taking into account the need to have an extra bed as required avoiding unjustified efforts to the user.

MANUAL MECHANISM

The manual tilt vertical movement is done via two gas springs on the sides of the structure by two gas springs to tilt the top panel, while moving becomes the footboard of the bed and vice versa.

INTENDED USE

The vertical folding mechanism allows you to carry an extra bed vertically inside a cabinet body. And in a horizontal position to use it as an extra bed in the room in absolute speed efforts to avoid extra efforts to the user.



Weight Capacity: (wooden panel + mattress) = 70kg

Article No. 271.95.280 1600x2000 mm

Weight Capacity: (wooden panel + mattress) = 42kg

Article No. 271.95.276 920x2000 mm

Note: please refer product communication for technical details.
Suitable for MDF & Partial board only.

Special Order

Stock Available

TAVOLETTO Combi Fitting

Foldaway Bed Fitting (Bed cum Desk)

Hiddenbed 

Features:

Maximum Space optimization by being a bed, a desk, a cabinet all rolled into one
The bed totally hidden when it is moved up, providing an aesthetic look to the arrangement
The mechanism is available in black powder coated steel and can go with all colour and design variations
The two bed-widths available would be 900mm and 1400 mm
Installation: In accordance with the given furniture structure
Safety tested by the LGA in compliance with DIN EN 1129
Finish/colour: Lacquered, Black
Material: Steel

Functionality: Desk Position



Functionality: Bed Position



Side Mounting

End Mounting

TAVOLETTO Combi fitting details:

Article No.	Description
271.97.300	Fitting for mattress size 900mm x 2000mm - side mounting
271.97.301	Fitting for mattress size 1400mm x 2000mm - side mounting
271.97.302	Fitting for mattress size 1400mm x 2000mm - end mounting

Note: 1 set consist of 2 fittings (L & R side)

Note: Wooden Panel drawing (cut out details) & assembly manual will be supplied with mechanism

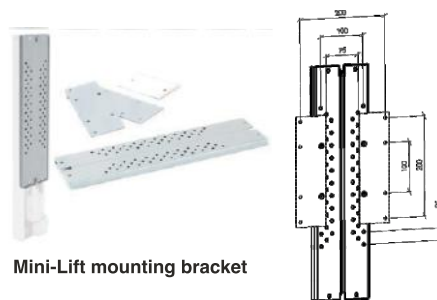


TAVOLETTO Combi Fitting
for one side

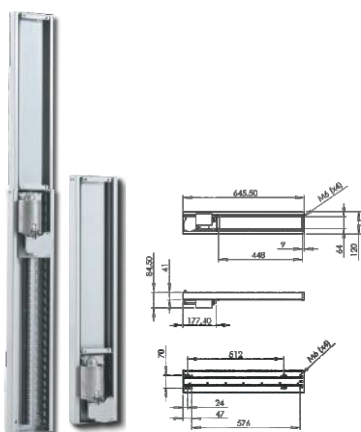
Special Order

Stock Available

Cabinet Lift



Mini-Lift mounting bracket



Technical data

Area of application: Used in cabinets for raising and lowering flat screen televisions, kitchen cabinets, desktop screens etc.

Material: Steel

Finish: Silver (RAL 9006)

Mounting method: Suitable for the below VESA standards

50 x 50

75 x 75

100 x 100

200 x 100

200 x 200

Height of mechanism: 645 mm (closed) to 1105 mm (open)

Stroke: 460 mm

Weight capacity: 50 kg (25 kg for reverse position)

Speed: 25 mm / second

Max TV Size: 24 inch

Article No.	Details
421.68.421	Mini-Lift flat screen lift
421.68.431	Mini-Lift mounting bracket

Set includes radio frequency remote control. Cabinet and screen are not included.

Packing Set

Note:

Please use voltage stabilizer to safe guard transformer.

Check VESA dimension and height of TV before ordering.

Special Order

Stock Available

Maxi Lift Electronic Plasma Lift



Plasma Lift Mechanism

Area of application: Used in cabinets for raising and lowering

flat screen televisions

Material: Steel

Finish: Black

Mounting method : Suitable for the below VESA standards

400 x 100

400 x 400

600 x 200

600 x 400

Height of mechanism : 715 mm (closed) to 1465 mm (open)

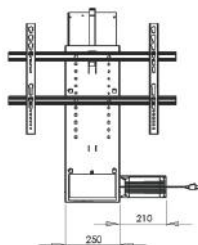
Stroke Travel: 750 mm

Weight capacity : 100 kg

Speed : 28 mm / second

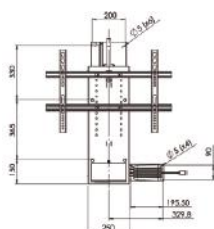
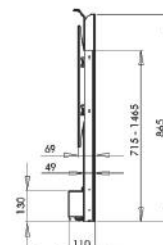
Reverse Option: No

Max TV Size: 46 inch

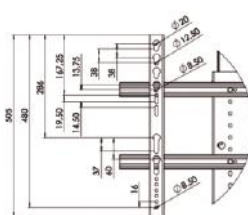


Plasma Lift Remote

Article No. **421.68.420**



Cabinet installation dimensions:



Plasma installation

Note:

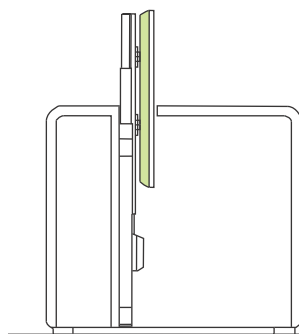
Please use voltage stabilizer to safe guard transformer.

Check VESA dimension and height of TV before ordering.

Special Order

Stock Available

TV Lift



Imagine your beautiful bedroom with a TV moving elegantly up and out of the foot board or a specially designed end of the bed cabinet. Relaxing in your bed you can now watch TV and conceal it when you're done. When hidden it's out of reach and protected from children and pets.

Article No.	Description	Max. Stroke (Travel)	Max. Load Bearing capacity
421.68.423	Maxilift system for fixed plasma screens	1000mm	100kg



Reverse Option: Yes
Max TV Size: 55 inch
Weight Capacity: 100kg (50 kg for reverse position)

Note:

Please use voltage stabilizer to safe guard transformer.
 Check VESA dimension and height of TV (max. 820mm)

Dimensional data not binding. We reserve the right to alter specifications without notice.

Special Order

Stock Available

Turntables

360° Revolving fittings for T.V., Bar Stools, Centre Dining Tables, Display Boxes for Jewellery, Watches and other Life Style.

Products Load bearing capacity: 50 kg to 300 kg

Also available in our range is a fibre body revolving fitting for glass table tops which requires no holing to be done.

Load bearing capacity : 50 kg
Dimension (L x W x H):
160 mm x 160 mm x 19 mm



Article No.	Finish
646.14.062	Bright or galvanized

Load bearing capacity : 100 kg
Dimension (L x W x H) :
170 mm x 170 mm x 27 mm



Article No.	Finish
646.15.014	Bright or galvanized

Special Order

Turntables

360° Revolving fitting

Material: Zinc alloy

Supplied with: 5 non-slip rubber buffers

Load bearing capacity : 300 kg

Dimension : 326 mm Ø ,
Hight 16 mm



Article No.	Finish
646.27.345	Black

360° Revolving fitting preferably for glass table tops. NO HOLING TO BE DONE.

Supplied with: 5 non-slip suction cuts (buffers)

Load bearing capacity 150 kg

Dimension: 230 mm Ø

Height : 19 mm (with surface disc)

Height : 14mm (excluding surface disc)



Article No.	Finish
646.19.316	Black

Stock Available



CMYK

HAFELE**SWING UP TABLE****Tavoflex Swing-up table top fitting****Tavoflex swing-up table top fitting**

- For table tops on coffee tables and side tables up to a load bearing capacity of 5 kg
- For screw fixing into pre-drilled 32 mm series drilled holes
- For moveable table tops with different effective heights and positions and access to storage space inside the table
- Installation of synchronizing rod with size 6 Allen key
- With gas-filled strut, soft closing mechanism and synchronizing rod

- 30kg gas spring used for stability

- Installation width: 698 mm
- Lock safety catch at both sides
- Steel, plastic coated, white aluminium, RAL 9006

Supply with

- 1 pair of swiveling fitting
- 1 crossbar
- 1 installation guide

Packing : 1 pc**Note:** Not suitable for glass top

Special Order

SWING UP TABLE**Top High swivel fitting**

Article No.	Dimension
643.12.201	width 698mm width

Note: Max. width 698mm

Stock Available



TV Brackets

Tilt & Swivel version

Area of application: Wall mount fixing for LCD/TFT/LED

Material: Steel powder coated

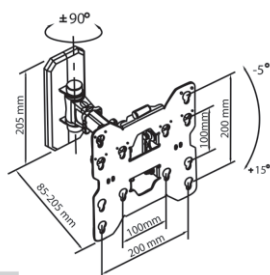
Finish: Black Lines

Installation: Screw fixing into wall

Suitable for TV sizes: 26"-42"

According to VESA: 100x100, 200x100, 200x200

Features: Safety lock, Lock release, Shock absorbing



Article No.	Load bearing capacity
817.24.920	35kg

TV Brackets

Tilt & Slide & Swivel version

Area of application: Wall mount fixing for LCD/PLASMA/LED

Material: Steel powder coated

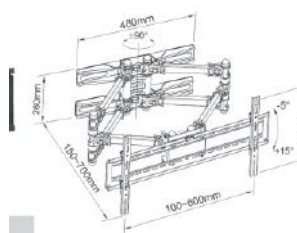
Finish: Black Lines

Installation: Screw fixing into wall

Suitable for TV sizes: 32"-55"

According to VESA: 100-400mm x 100-600mm

Features: Safety lock, Lock release, Shock absorbing



Article No.	Load bearing capacity
817.24.950	60kg

Note: Please check TV VESA dimensions before ordering.

Special Order

Stock Available

HAFELE

Bedroom Fittings and Accessories

7

Dimensional data not binding. We reserve the right to alter specifications without notice.

SWING UP TABLE

Tilt & Swivel version

Area of application: Ceiling mount or under shelves fixing for LCD/ PLASMA/LED

Material: Steel powder coated

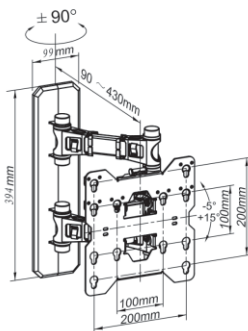
Finish: Black Lines

Installation: Screw fixing into wall

Suitable for TV sizes: 26"-42"

According to VESA: 100-400mm x 100-600mm

Features: Safety lock, Lock release, Shock absorbing



Article No.	Load bearing capacity
817.24.930	35kg

SWING UP TABLE

Tilt & Slide version for ceiling mount or under shelves

Area of application: Ceiling mount or under shelves fixing for LCD/PLASMA/LED

Material: Steel powder coated

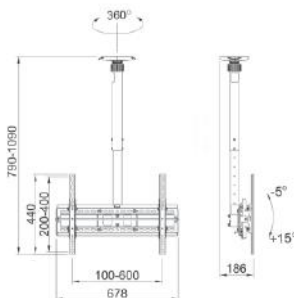
Finish: Black Lines

Installation: Screw fixing into wall

Suitable for TV sizes: 32"-55"

According to VESA: 100-400mm x 100-600mm

Features: Safety lock, Lock release, Shock absorbing



Article No.	Load bearing capacity
817.26.900	60kg

Note: Please check TV VESA dimensions before ordering.

Special Order

Stock Available



CMYK

HÄFELE

Wardrobe Fittings and Accessories



8

CMYK






CMYK

HÄFELE

Wardrobe Fittings

8

Dimensional data not binding. We reserve the right to alter specifications without notice.

Wardrobe Rail**OVA Wardrobe rail:** Overall measurements**Material thickness:** 1.2 mm**Finish :** Steel, Chrome plated

Article No.	Dimensions (LxHxW)
801.10.222	2500 x 30 x 15 mm

OVA Wardrobe rail END SUPPORT: End Support for screw fixing to the side panel.

Article No.	Finish
803.33.757	Zinc, Nickel-plated

Foldable Hanger Rack
Length: 340 mm for 10 hangers

Article No.	Finish
805.94.291	Steel, Chrome plated Polished

Special Order

Pull-Outs**Hanger Pull-Out:** For screw fixing beneath shelves**Load capacity:** 4 kg to 8 kg**Finish:** Steel, Nickel plated

Article No.	Length in mm
805.01.752	260 mm
805.01.761	310 mm
805.01.770	360 mm
805.01.789	410 mm

Trouser Pull-Out: 9 tubes with Mild Steel
Finish : Steel, Chrome plated

Article No.	Dimensions (HxWxD)
807.63.210	42 x 650 x 362mm

Trouser Pull-Out: 11 tubes with Mild Steel
Finish : Chrome plated

Article No.	Dimensions (HxWxD)
807.63.220	84 x 350 x 462mm

Pull-Outs**Trouser Rack with Extension:**

Steel with 10 Trouser Holders

Plastic coated white runner cover

Finish : Polished Chrome plated

Size: (W x D x H)

Article No.	Dimensions (WxDxH)
805.45.204	465 x 505 x 100mm

Wardrobe rail, aluminium**Material:** Aluminium**Finish:** Anodized**Material thickness:** 1.5 mm**Size:** 30 x 15 mm

Article No.	Length in mm
801.33.906	3000 mm

Stock Available



CMYK

HÄFELE**Wicker & Drawer Pullout****Corner Supports Pullout on Gallery Rails**

Finish : Aluminium natural
(Corner supports to be ordered separately)

Finish : Silver



Article No.	Rail Length
805.91.013	1000 mm

Corner supports : Plastic

Article No.	Description
805.91.019	3 Tier
805.91.018	2 Tier

Organisational Drawer

Supplied with Drawer runners
(Ball bearing slides)
Cabinet width: 800 mm
Load bearing capacity: 20 Kg.
Finish : Walnut



Article No.	Dimensions (HxWxD)
805.94.125	110 x 764 x 452mm

Special Order

Wicker & Drawer Pullout

Swivel Support (W / O Mirror)



Article No.	Dimensions (HxWxD)
805.96.541	916 x 36 x 423mm

Trouser Rack: Full Extension,
Silver Grey colour,



Cabinet Width: 600mm & 900mm

Article No.	Dimensions (HxWxD)
805.93.411	130 x 564 x 460mm
805.93.414	130 x 864 x 460mm

Wicker & Drawer Pullout

Shoes Rack: Full Extension,
Silver Grey colour,



Cabinet Width: 600mm & 900mm

Article No.	Dimensions (HxWxD)
805.93.471	130 x 564 x 460mm
805.93.474	130 x 864 x 460mm

Trousers Basket: Full Extension,
Silver Grey colour,



Cabinet Width: 600mm & 900mm

Article No.	Dimensions (HxWxD)
805.93.401	130 x 564 x 460mm
805.93.404	130 x 864 x 460mm

Trouser Holder: Full Extension,
Silver Grey colour,



Article No.	Dimensions (HxWxD)
805.93.421	130 x 564 x 460mm
805.93.424	130 x 864 x 460mm

Stock Available

Wardrobe Fittings

8

Dimensional data not binding. We reserve the right to alter specifications without notice.





CMYK

HÄFELE**Pull-out****Pull-Out Drawer****30 kg**

Finish : White

Article No.	Dimensions (mm)
806.24.704	560-590 x 475 x 150
806.24.707	860-890 x 475 x 150

Finish : Black

Article No.	Dimensions (mm)
806.24.304	560-590 x 475 x 150
806.24.307	860-890 x 475 x 150

Pull-Out Trouser Holder**30 kg**

Finish : White

Article No.	Dimensions (mm)
806.24.714	560-590 x 475 x 70
806.24.717	860-890 x 475 x 70

Finish : Black

Article No.	Dimensions (mm)
806.24.314	560-590 x 475 x 70
806.24.317	860-890 x 475 x 70

Pull-out**Pull-out Multifunctional Drawer****30 kg**

Finish : White

Article No.	Dimensions (mm)
806.24.724	560-590 x 475 x 100
806.24.727	860-890 x 475 x 100

Finish : Black

Article No.	Dimensions (mm)
806.24.324	560-590 x 475 x 100
806.24.327	860-890 x 475 x 100

Pull-Out Accessories Drawer**30 kg**

Finish : White

Article No.	Dimensions (mm)
806.24.784	560-590 x 475 x 70
806.24.787	860-890 x 475 x 70

Finish : Black

Article No.	Dimensions (mm)
806.24.384	560-590 x 475 x 70
806.24.387	860-890 x 475 x 70

Pull-out**Pull-Out Shoerack****NEW****30 kg**

Finish : White

Article No.	Dimensions (mm)
806.24.734	560-590 x 475 x 150
806.24.737	860-890 x 475 x 150

Finish : Black

Article No.	Dimensions (mm)
806.24.334	560-590 x 475 x 150
806.24.337	860-890 x 475 x 150

Pull-Out Laundry Basket

Finish : White

Article No.	Dimensions (mm)
806.24.774	560-590 x 475 x 500

Finish : Black

Article No.	Dimensions (mm)
806.24.374	560-590 x 475 x 500

Special Order

Stock Available



Pullouts

Wardrobe Lift




Finish : White

Article No.	Dimensions (mm)
805.36.752	550-800
805.36.753	800-1150

Finish : Black

Article No.	Dimensions (mm)
805.36.352	550-800
805.36.353	800-1150

Side mounted pull-out basket



Finish : White

Article No.	Dimensions (mm)
806.24.260	210 x 470 x 95

Finish : Black

Article No.	Dimensions (mm)
806.24.760	210 x 470 x 95

Special Order

Drawer Pullout

Pull-out Belt Holder



Finish : White

Article No.	Dimensions (mm)
805.68.210	210 x 470 x 95

Finish : Black

Article No.	Dimensions (mm)
805.68.310	210 x 470 x 95

Pull-out Tie Holder



Article No.	Finish
805.68.700	White

Article No.	Finish
805.68.300	Black

Drawer Pullout

Side mounted Shoerack



Finish : White

Article No.	Dimensions (mm)
806.24.753	420-470 x 200 x 95

Finish : Black

Article No.	Dimensions (mm)
806.24.353	420-470 x 200 x 95

Pull-Out Hanger



Finish : White

Article No.	Dimensions (mm)
806.24.741	35 x 300 x 55
806.24.742	35 x 300 x 55

Finish : Black

Article No.	Dimensions (mm)
806.24.341	35 x 350 x 55
806.24.342	35 x 350 x 55

L - Bracket for top mounting



Finish : White

Article No.	Finish
806.24.790	White

Finish : Black

Article No.	Finish
806.24.390	Black

Stock Available



CMYK

HÄFELE

Wardrobe Fittings

8

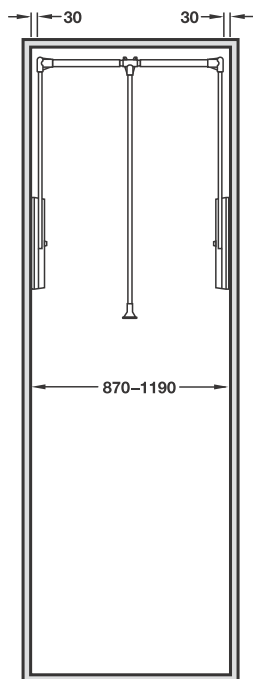
Dimensional data not binding. We reserve the right to alter specifications without notice.

Wardrobe Lift**Wardrobe lift (PROFESSIONAL)**

Screw fixing to the side panels.

Load bearing capacity: 15 kg**Clothes rail:** Adjustable**For internal wardrobe width:**

870 mm - 1190 mm (adjustable)

**Finish : Nickel Plated / Black**

Article No.	Wardrobe Width
805.24.330	870mm - 1190mm

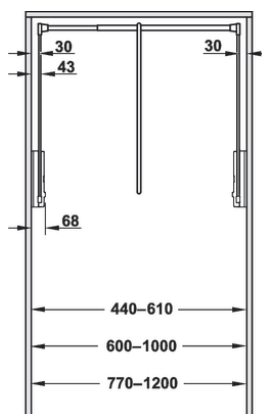
Special Order

Wardrobe Lift**Wardrobe lift (BASIC)**

Screw fixing to the side panel.

Load bearing capacity: 10 kg**Clothes rail:** Adjustable**For internal wardrobe width:**

440 mm - 1200 mm (adjustable)

**Finish : Nickel Plated / Black**

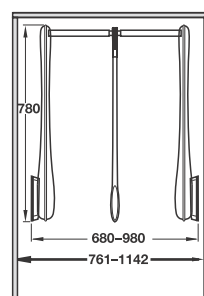
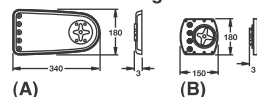
Article No.	Wardrobe Width (internal)
805.20.324	440mm - 610mm
805.20.355	770mm - 1200mm
805.20.331	600mm - 1000mm

Finish : Nickel Plated / White

Article No.	Wardrobe Width
805.20.755	770mm - 1200mm

Wardrobe Lift**Wardrobe Lift (ONLY)**

Screw fixing to the side panel.

Load bearing capacity: 12 kg**Clothes rail:** Adjustable**Mounting Plates****Finish : White Alu. / Grey**

Article No.	Wardrobe Width (internal)
805.21.911	680 mm - 980 mm (A)
805.21.901	761 mm - 1142 mm (A)
805.21.921	761 mm - 1142 mm (B)

Finish : Nickel Plated / White

Article No.	Wardrobe Width
805.21.700	730mm - 1190mm

Stock Available



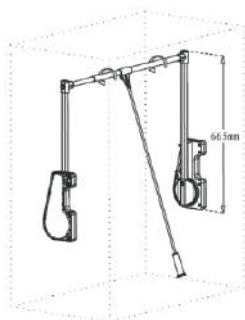
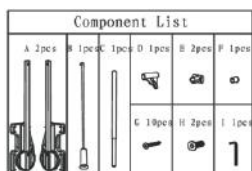


CMYK

HÄFELE

Wardrobe Lift

Wardrobe Lift



Specifications:
Material: Steel/Plastic
Finish: Silver Grey
Size: For 800 to 1100mm
width of cabinet
Weight Capacity: 15 Kg
Cycle Testing: Passed 20,000
Cycle test

Article No.	Colour: Arm with close rail
805.91.911	15 Kg Wardrobe Lift, For 800 to 1100mm cabinet width, Silver Grey

Special Order

Tie & Belt Fittings

Pull-Out belt rack: For 8 belts
Dimensions: 500 x 76 mm (WxD)



Article No.	Finish
807.25.950	Aluminium / Oroglass

Pull-Out Tie holder: For 32 Ties
Dimensions: (W x H x D)
500mm x 82mm x 76mm



Article No.	Finish
807.21.930	Aluminium / Black
807.21.940	Aluminium / Beige
807.21.950	Aluminium / Oroglass

**Pull-Out Tie holder with
Dispenser Tray:** For 20 Ties
Dimensions: (W x H x D)
500mm x 82mm x 120mm



Article No.	Finish
807.21.931	Aluminium / Black
807.21.941	Aluminium / Beige
807.21.951	Aluminium / Oroglass

Stock Available

Wardrobe Fittings

8

Dimensional data not binding. We reserve the right to alter specifications without notice.

CMYK





CMYK

HÄFELE

Wardrobe Fittings

8

Dimensional data not binding. We reserve the right to alter specifications without notice.

Tie & Belt Fittings

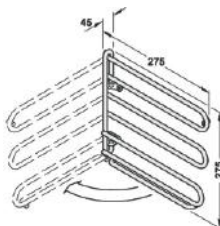
Multi Purpose (Pull-Out Belt & Tie Rack): For 12 Belts & 13 Ties
Load Capacity : 10kg.
Finish : Steel chrome Plated



Article No.	Dimensions (WxDxH)
805.94.270	82 x 45 x 350mm

Tie and belt holder: Swivel type for screw fixing (can also be fitted on the inside of the wardrobe shutter)

Finish: Steel chrome Plated



Article No.	Dimensions (WxDxH)
807.16.203	275 x 275 x 45mm

Special Order

Tie & Belt Fittings

Pull out belt rack
Holder in aluminium.
Finish : Steel chrome Plated



Article No.	Dimensions (WxDxH)
807.63.200	156 x 445 x 57mm

Stock Available

8.07

www.hafele.com

CMYK





CMYK

HÄFELE**Shoe Rack**

"TAC" shoe holder: Adjustable width from 560 mm - 1000 mm, black

Features: Rail supports can be **inter-changeable** for optimum utilization of space.



Article No.	Finish
892.11.300	Steel Rail with side supports in black plastic

Wardrobe rail L type oval tube: 90° for corner application

Supplied with: rail supports

Dimension: Internal carcass measurements (corner)

Finish : Steel, Chrome plated



Article No.	Dimensions (HxWxD)
801.34.290	30 x 750 x 750mm

Special Order

Shoe Rack**3 Level Shoe rackpull out**

Steel basket with white plastic body

Finish: Chrome Plated

Right Hand Side Pulling



Article No.	Dimensions (WxDxH)
805.97.740	300 x 475 x 760 mm

Wardrobe Fittings and Accessories Shoe rack pull-out**Shoe Rack**

Version: Shoe rack pull-out rotates through 180°

Material: Hanging frame: Steel, shelves: Plastic

Finish: Hanging frame: Black, shelves: Dark grey

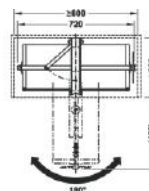
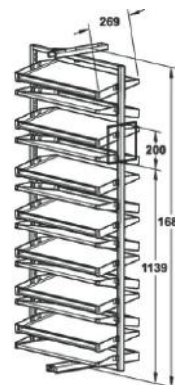
Installation: For screw fixing to base panel and shelf

For internal cabinet height: 1,680 & 1,000 mm

For internal cabinet depth: 365 mm

Load bearing capacity: 2 kg per shelf kg

max. shoe length 310 mm



Article No.	Finish
806.22.301	Revolving Shoe-Rack Fitting, 1680mm height, 365 mm depth, 720 mm width, steel frame in black finish, Plastic Shelf in Grey.
806.22.300	Revolving Shoe-Rack Fitting, 1000mm height, 365 mm depth, 720 mm width, steel frame in black finish, Plastic Shelf in Grey.

Stock Available

Wardrobe Fittings

8

Dimensional data not binding. We reserve the right to alter specifications without notice.

CMYK



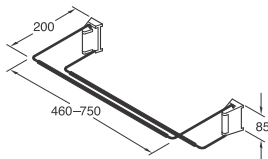
CMYK

HÄFELE

Wardrobe Fittings

8

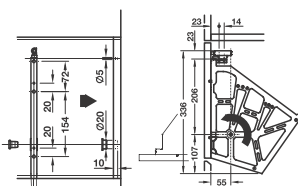
Dimensional data not binding. We reserve the right to alter specifications without notice.

Shoe Rack**Shoe Holder:** Adjustable from 460 mm to 750 mm**Screw fixing to the rail/wall mounted****Finish:** Chrome-plated polished steel and black plastic mounting parts**Wall Rail:** 1120 mm in Length**Rail:** Aluminium anodized black with black plastic end caps

Article No.	Description
892.12.906	Shoe Rack
892.12.990	Wall Rail

Note: Number of shoe racks will depend on the height of the rail

Special Order

Shoe Rack**Shoe Rack fitting for 3 compartments** for installation in shoe cupboards**Material:** Plastic**Colour:** Black & White
Aluminium RAL 9006Shoe rack fitting for 3 compartments
For installation in shoe cupboards

Installation Dimension:



Article No.	Colour
892.14.353	Plastic, Black
892.14.253	Aluminium RAL 9006, White

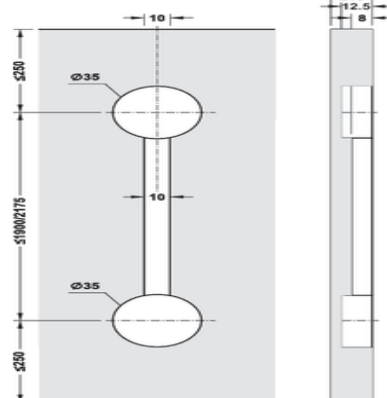
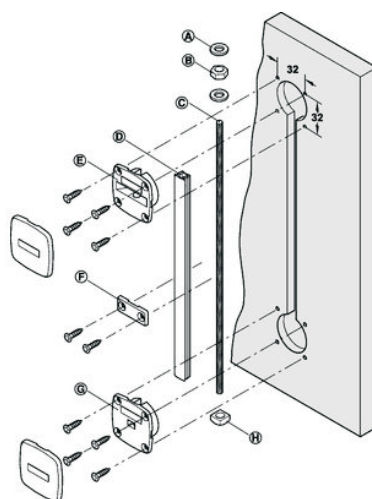
Stock Available

CMYK



Planofit - Panel Straightening Fitting

Planofit - Panel Straightening Fitting



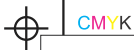
Special Order

Stock Available

Wardrobe Fittings

8

Dimensional data not binding. We reserve the right to alter specifications without notice.



Planofit - Panel Straightening Fitting

Accessories: Recommended for all sliding wooden doors to prevent warping.

PLANOFIT: Panel Straightening fitting that prevents the panel from warping or straightens panels which have warped.

Area of application: Prevents doors warping in either direction or straightens doors which have become warped.

Door height: Max. 2,400 mm or 2,650 mm.

Door thickness: From 16 mm.

Installation: Allows retro active adjustment of the warped panel which have become warped.

Set consisting of:

- 1 threaded rod
- 1 trim strip
- 2 tensioners
- 1 hexagonal nut
- 1 square nut
- 2 lock washers

(Suitable for MDF & Particle Board only)

Article No.	Door height
407.90.220	Straight.fitt.Planofit 2400 x 1930 mm
407.90.221	Straight.fitt.Planofit 2650 x 2203 mm
407.90.241	Cover cap pl.black for casing
407.90.250	Securing plate pl.black

Note: for width of door more than 600mm use 2 sets of fittings

Note: Please order 2 cover cap & 4 plastic securing plate additionally for each set

Lighting





CMYK

HAFELE

Dimensional data not binding. We reserve the right to alter specifications without notice.

9

Lighting Technology

Light SystemLED Downlight - 3 x 1 Watt
Surface / Recess Mounted

Article No.	Diameter (mm)	Height (mm)	Output	Light Colour
830.20.930	65	14	3 x 1 W	3000 k

Drivers
350 mASurface mounted LED Downlight
Extra thin 11mm Depth

Article No.	Diameter (mm)	Height (mm)	Output (Watts)	Light Colour
833.73.002	75	11	1.7	6400 k

Drivers
12 VSurface / Recessed Mounted
Round mini Cabinet LED Downlight

Article No.	Diameter (mm)	Height (mm)	Output (Watts)	Light Colour
833.78.100	30	12	1	3000 k
833.78.101	30	12	1	6000 k

Drivers
12 V

Special Order

Note: Driver to be ordered separately.

Stock Available

9.01

www.hafele.com

CMYK



Light System



Recessed Mounted
Square Mini Cabinet LED Downlight



Article No.	Length (mm)	Width (mm)	Height (mm)	Output (Watts)	Light Colour
833.78.040	36	36	12	1	3000 k
833.78.041	34	34	12	1	3000 k
833.27.700*	36	36	12	3x1W	3000 k

Drivers
350 mA

* Set of 3




Surface / Recessed Mounted
Round Mini Cabinet LED Downlight



Article No.	Diameter (mm)	Height (mm)	Output (Watts)	Light Colour
833.50.710	30	12	1	3000 k
833.78.081	30	12	1	6000 k

Drivers
350 mA



Recessed Mounted
Square Mini Cabinet LED Downlight



Article No.	Diameter (mm)	Height (mm)	Output (Watts)	Light Colour
833.78.020	34	12	1	3000 k
833.78.021	34	12	1	6000 k

Drivers
350 mA

Special Order

Note: Driver to be ordered separately.

Stock Available



CMYK

HAFELE


Dimensional data not binding. We reserve the right to alter specifications without notice.

Light SystemRecessed Mounted
Round Mini Cabinet LED Downlight

Loox



Article No.	Length (mm)	Width (mm)	Height (mm)	Output (Watts)	Light Colour
833.78.000	38	33	12	1	3000 k
833.78.001	38	33	12	1	6000 k

Drivers
350 mASurface / Recessed Mounted
Round Mini Cabinet LED Downlight**Article No.: 833.80.710**

Surface mounted ring, 65X15mm (³ xH)

**Article No.: 833.80.711**Triangular surface mounted housing,
135X118X40mm (LxWxH).

Article No.	Diameter	Height	Output	Light Colour
833.78.140	65 mm	15 mm	3 x 1 W	3000 k
833.78.150	65 mm	15 mm	3 x 1 W	6000 k

Drivers
350 mA**9**

Lighting Technology

Special Order

Note: Driver to be ordered separately.

Stock Available

CMYK




Light System

Recessed Mounted
Cabinet LED Downlight

Loox



Article No.	Diameter (mm)	Height (mm)	Output (Watts)	Light Colour
833.75.020	127	18	4.4	3200 k
833.75.030	127	18	4.4	5000 k

Drivers
24 VSurface mounted LED
Cabinet Downlight

Loox



Article No.	Diameter	Height	Output Watts	Light Colour
833.76.020	58 mm	9 mm	0.8	3200 k

Drivers
24 V

Surface Mounted LED Cabinet Downlight

Loox



Article No.	Diameter (mm)	Height (mm)	Output (WattS)	Light Colour
833.76.021	70	9	0.8	3200 k

Drivers
24 V

Special Order

Note: Driver to be ordered separately.

Stock Available

Dimensional data not binding. We reserve the right to alter specifications without notice.

9

Lighting Technology



CMYK

HAFELE

Dimensional data not binding. We reserve the right to alter specifications without notice.

Light System**Surface Mounted
LED Cabinet Downlight**

Loox



Article No.	Length (mm)	Width (mm)	Height (mm)	Output (Watts)	Light Colour
833.76.000*	145	147	21	3X1.8W	3200k
833.76.001	145	147	21	1.8	3200k

Drivers
24 V

* Set of 3

9**Lighting Technology****Super Flat LED Cabinet Downlight
Set Of 3 Lights**

Article No.	Diameter (mm)	Depth (mm)	Output	Light Colour
833.00.180	57	6	3 x 1.2W	3000 k
833.00.191	70	1.2	3 x 0.8W	RGB

Built-in
Driver**Note: Supplied with LED driver & line switch**

Special Order

Note: Driver to be ordered separately.

Stock Available

9.05

www.hafele.com

CMYK



CMYK

HAFELE**Light System****Recessed Mounted LED Light**


Loox



Article No.	Diameter (mm)	Height (mm)	Output (Watts)	Light Colour
833.78.060	39	19	1	4000 k
833.78.061	39	19	1	6000 k

Drivers
350 mA

Dimensional data not binding. We reserve the right to alter specifications without notice.

**Fluorescent Cabinet Downlight**

Article No.	Unit	Diameter (mm)	Height (mm)	Output (Watts)	Light Colour	Mounting
833.27.925	Single Fixture without lamp	88	26			Recessed
833.27.927	Single Fixture without lamp	88	26			Semi Recessed
833.27.924	Single Fixture without lamp	87.5	26			Surface
833.27.929	Set of 3 lights	88	26	7x3 W	2700 k	Recessed
833.27.922	Single light	88	26	7	2700 k	Semi Recessed
833.27.928	Set of 3 lights	87	26	7x3 W	2700 k	Semi Recessed
833.27.926	Set of 3 lights	87.5	26	7x3 W	2700 k	Surface

GX 53 Bulbs Available in CFL & LED

Special Order

Note: Driver to be ordered separately.

Stock Available

9

Lighting Technology


CMYK



Light System

Recessed Mounted
LED Cabinet Downlight

Article No.	Diameter (mm)	Height (mm)	Output (Watts)	Light Colour
833.39.930	40	25.5	1	3000 k

Drivers
350 mARecessed Mounted
LED Cabinet Downlight

Article No.	Diameter (mm)	Height (mm)	Output (Watts)	Light Colour
833.39.940	42	24	1	3000 k


Drivers
350 mA

Special Order

Note: Driver to be ordered separately.

Stock Available

Light System



Recessed Mounted
LED Cabinet Downlight



Article No.	Length (mm)	Width (mm)	Height (mm)	Output (Watts)	Light Colour
833.39.910	60	60	22	3	3000 k

Drivers
350 mA



Recessed Mounted
Oval Shaped LED Cabinet Downlight



Article No.	Length (mm)	Width (mm)	Output (Watts)	Light Colour
833.01.310	90	65	3	3000 k

Drivers
12 V

Dimensional data not binding. We reserve the right to alter specifications without notice.

Special Order

Note: Driver to be ordered separately.

Stock Available

Dimensional data not binding. We reserve the right to alter specifications without notice.

Light System



Recessed Mounted
LED Downlight



Article No.	Diameter (mm)	Height (mm)	Output (Watts)	Light Colour
833.09.100	52	22	3	3000 k
833.39.900	52	26	1	3000 k
833.39.920	121	65	2 x 3W	3000 k

Drivers
350 mA

9

Lighting Technology



Surface/Recessed Mounted
Mini Cabinet LED

Loox



Article No.	Diameter (mm)	Height (mm)	Output (Watts)	Light Colour
833.75.040	65	14	3.25	3000 k
833.75.041	65	14	3.25	4000 k
833.75.042	65	14	3.25	6000 k

Drivers
24 V

SURFACE MOUNTED HOUSING



Article No.: 833.77.730
Surface mounted ring,
65X14mm (ØxH)



Article No.: 833.77.731
Rectangular surface mounted
housing, 200X75X15.8 mm
(LxWxH).

Special Order

Note: Driver to be ordered separately.

Stock Available

Light System



LED over Cabinet Light



Note: Supplied with LED driver and in line switch

Article No.	Diameter	Width	Height	Output Watts	Light Colour
833.02.040	340 mm	160 mm	40 mm	1.7	Warm White

Drivers
12 V



Surface / Recessed Cabinet Downlight



Article No.	Diameter (mm)	Height (mm)	Output (Watts)	Light Colour
833.72.020	65 x 14	14.7	3.2	3000 k
833.72.021	65 x 14	14.7	3.2	4000 k
833.72.022	65 x 14	14.7	3.2	6000 k

Drivers
12 V

SURFACE MOUNTED HOUSING



Article No.: 833.72.800
Surface mounted ring, 66.5X15.5 mm (ØxH)

*IP44 rating is for Recess mounted lights,
IP20 rating is for Surface mounted lights

Dimensional data not binding. We reserve the right to alter specifications without notice.

9

Lighting Technology

Special Order

Stock Available

Light System

Recessed Mounted
LED Cabinet Downlight

Article No.	Diameter (mm)	Height (mm)	Output (Watts)	Light Colour
833.78.070	62	15	2	3000 k
833.78.071	62	15	2	4000 k

Drivers
350 mASurface Mounted
LED Cabinet Downlight

Article No.	Dimensions (mm)	Output (Watts)	Light Colour
833.76.110 / 833.76.113 (Master with Sensor)	161 x 27.5 x 14	1.9 / 2.4	5000 k
833.76.111 / 833.76.115 (Slave without Sensor)	150 x 27.5 x 14	1.9 / 2.1	5000 k


Drivers
24 V

Special Order

Note: Driver to be ordered separately.

Stock Available

Light System




Recessed Mounted
LED Display Light



Article No.	Diameter (mm)	Depth (mm)	Output (Watts)	Light Colour
833.09.111	56	29	2.5	6500 k
833.09.116	56	29	2.5	3000 k

Drivers
700 mA



Recessed Mounted
LED Display Light



Article No.	Diameter (mm)	Depth (mm)	Output (Watts)	Light Colour
833.06.790	40	31	1.25	6500 k*
833.06.791	40	31	1.25	6500 k#
833.06.795	40	31	1.25	3000 k*
833.06.796	40	31	1.25	3000 k#

Drivers
350 mA

* Aluminium black finish, # Aluminium silver finish

Dimensional data not binding. We reserve the right to alter specifications without notice.

Special Order

Note: Driver to be ordered separately.

Stock Available

Dimensional data not binding. We reserve the right to alter specifications without notice.

Light System



Surface Mounted
LED Display Light



Article No.	Diameter (mm)	Output (Watts)	Light Colour
833.39.950	35	1	3000k
833.79.071	35	1	6000k

Drivers
350 mA



Surface Mounted LED Corner s wivel
Display Light



Article No.	Dimensions (mm)	Output (Watts)	Light Colour
833.79.061	35 x 22 x 42	1	6000 k

Drivers
350 mA

9

Lighting Technology

Special Order

Note: Driver to be ordered separately.

Stock Available

Light System




LED Display Light



Article No.	Size in mm	View Angle	Beam Angle	Output (Watts)	Light Colour
833.07.000	36.5 x 31	0°	60°	1	3000 k
833.07.001	30.2 x 35	20°	25°	1	3000 k
833.07.002	30.2 x 35	20°	40°	1	3000 k
833.07.003	29.6 x 32.7	45°	40°	1	3000 k
833.07.004	32.6 x 38.4	75°	60°	1	3000 k
833.07.030	30.2 x 35	20°	40°	1	6000 k

Drivers
350 mA



Flute LED Display Light



Article No.	Length (mm)	Diameter (mm)	Output (Watts)	Light Colour
833.11.011	560	25	15	3000 k
833.11.012	876	25	30	3000 k

Drivers
700 mA

Dimensional data not binding. We reserve the right to alter specifications without notice.

9

Lighting Technology

Special Order

Note: Driver to be ordered separately.

Stock Available

Light System

LED Display Lights
Set Of 3 Lights

Article No.	Length (mm)	Diameter (mm)	Output	Light Colour
833.02.060	350 x 3	12	3 x 1.6 (Watts)	3200 k

Drivers
12 VRecessed Mounted LEDs wivel
Display Light

Article No.	Dimensions (mm)	Output (Watts)	Light Colour
833.07.020	Ø 40X 30	1	3000 k
833.78.051	Ø 39 X 31	1	6000 k
833.78.090	Ø 39 X 31	1	4000 k


Drivers
350 mA

Special Order

Note: Driver to be ordered separately.

Stock Available

Light System



LED Display Track Light



Article No.	Length	Depth	Output Watts	Light Colour
833.04.100	900 mm	21 mm	3 x 2	3000 k
833.04.101	1200 mm	21 mm	4 x 2	3000 k
833.04.109*	60 mm	50 mm	2	3000 k

Drivers
24 V

* Spare lamp



Recessed Mounted LED Display Light,
Pole Adjustable



Article No.	Diameter	Height	Output Watts	Light Colour
833.80.001	40 mm	370 mm	1	6000 K
833.06.300	43 mm	370 mm	1.25	3000 K

Drivers
350 mA

Dimensional data not binding. We reserve the right to alter specifications without notice.

9

Lighting Technology

Special Order

Note: Driver to be ordered separately.

Stock Available



CMYK

HAFELE

Dimensional data not binding. We reserve the right to alter specifications without notice.

Light System

Surface Mounted LED Display Light & Optional Spacer



Article No.	Dimensions (mm)	Output (Watt)	Light Colour
833.80.010	214 Height x 24 Ø	3X1 W	4000 k
833.80.011#	72.5	1	4000 k
833.80.012*	72.5		

Drivers
350 mA

Spare lamp * Spacer

9

Lighting Technology



LED Display Light



Article No.	Diameter	Height	Output	Light Colour
833.08.790	23 mm	380 mm	3 x 1.25 W	3000 K
833.08.791	23 mm	580 mm	5 x 1.25 W	3000 K
833.08.792	23 mm	580 mm	5 x 1.25 W	6000 K

Drivers
350 mA

Special Order

Note: Driver to be ordered separately.


Stock Available

CMYK





CMYK

HÄFELE**Light System****LED Shelf Light**

Article No.	Length (mm)	Width (mm)	Height (mm)	Output (Watts)	Light Colour
833.74.00001/ 833.90.112	600	175	70	2.8	RGB
833.74.00101/ 833.90.113	900	175	70	4.5	RGB
83374.01001/ 833.90.812	600	175	70	2.8	Blue
833.74.01101/ 833.90.813	900	175	70	3.5	Blue
833.74.02001/ 833.90.712	600	175	70	2.8	Cool White
833.74.02101/ 833.90.713	900	175	70	4.0	Cool White

Inbuilt
Driver

Dimensional data not binding. We reserve the right to alter specifications without notice.

9**Lighting Technology****LED Box Shelf Light**

Article No.	Length (mm)	Width	Height	Output (Watts)	Light Colour
833.14.271	600 mm	200 mm	50 mm	6	6400 k
833.14.272	900 mm	200 mm	50 mm	9	6400 k

Inbuilt
Driver

Special Order

Stock Available





CMYK

HAFELE

Dimensional data not binding. We reserve the right to alter specifications without notice.

Light System**LED Bottom Shelf Light**

Article No.	Length (mm)	Depth (mm)	Height (mm)	Output (Watts)	Light Colour
833.02.070	567	300	37	6	4000 k
833.02.071	867	300	37	9	4000 k

Drivers
12 V**9****Lighting Technology****LED Cabinet Shelf Light**

Article No.	Length	Width	Height	Output (Watts)	Light Colour
833.74.050	563 mm	15 mm	12 mm	2.5	Warm White
833.74.060 / 833.90.802	563 mm	15 mm	12 mm	2.5	Blue
833.74.051 / 833.90.704	863 mm	15 mm	12 mm	4	Warm White
833.74.061 / 833.70.803	863 mm	15 mm	12 mm	4	Blue

Drivers
12 V

Special Order

Note: Driver to be ordered separately.

Stock Available

Light System



LED Glass shelf Light
For Inner Cabinets




Article No.	Dimensions (mm)	Output (Watts)	Light Colour
833.74.142	562 x 20.5 x 12.9	2.1	4000 k
833.74.143	562 x 20.5 x 12.9	3.2	4000 k

Drivers
12 V



Mini Glass Edge Shelf Light



Article No.	Dimensions (mm)	Output (Watts)	Light Colour
833.74.130	40 x 25.5 x 12	0.2	4000 k
833.74.120	40 x 25.5 x 12	0.2	6000 k

Drivers
12 V

Special Order

Stock Available



CMYK


HAFELE

Dimensional data not binding. We reserve the right to alter specifications without notice.

Light System**Under Cabinet LED Light Bar
With IR Sensor & Inbuilt LED Driver**

Article No.	Length (mm)	Width (mm)	Height (mm)	Output	Light Colour
833.54.903	750	68	15	3 x 1.8W	Warm White

Inbuilt Driver

Light System**Surface Mounted Rechargeable LED Light
With Motion (Pir) Sensor**

Article No.	Diameter	Depth	Output (Watts)	Light Colour
833.87.012 / 833.15.020	100 mm	12 mm	0.6	6500 k
	100 mm	12 mm	0.6	6500 k

Battery Operated

9

Lighting Technology

Special Order


Note: Driver to be ordered separately.

Stock Available

CMYK



Light System



Surface Mounted Battery Operated LED Light



Article No.	Length	Width	Output (Watts)	Light Colour
833.15.110	134 mm	73 mm	0.5	3000 k

Battery Operated



Surface Mounted Rechargeable LED Drawer Light

Loox



Article No.	Dimensions (mm)	Output (Watts)	Light Colour
833.87.013	120 x 65 x 17	0.8	6500 k

Battery Operated



Surface Mounted Rechargeable LED Drawer Light



Article No.	Dimensions (mm)	Output (Watts)	Light Colour
*833.87.011	303 X 17 Ø	0.2	6400 k
833.87.000 / 833.54.920	303 X 17 Ø	0.2	6400 k

Battery Operated

* USB Powered

Special Order

Stock Available

Dimensional data not binding. We reserve the right to alter specifications without notice.

9

Lighting Technology



CMYK

HAFELE

Dimensional data not binding. We reserve the right to alter specifications without notice.

Light System**T5 Fluorescent
Under Cabinet Light**

Article No.	Length (mm)	Width (mm)	Height (mm)	Output (Watts)	Light Colour
833.50.961	600	70	27	8	Warm White
833.50.962	900	70	27	16	Warm White

9**Lighting Technology****Surface Mounted
Cabinet Downlight Fitting (Without Lamp)**

Article No.	Diameter	Height	Input
833.27.921*	95 mm	31 mm	220-240V AC
827.29.400#	95 mm	16 mm	220-240V AC

* Round
Triangular

GX 53 Bulbs available in CFL & LED

Special Order

Note: Driver to be ordered separately.

Stock Available

CMYK



Light System



Surface mounted LED
Under Cabinet Light



Article No.	Dimensions (mm)	Output (Watts)	Light Colour
833.76.090	512 x 40 x 13	11.5	4000 k
833.76.091	812 x 40 x 13	19	4000 k

Drivers
24 V



Recessed Mounted LED
Under Cabinet Light



Article No.	Dimensions (mm)	Output (Watts)	Light Colour
833.76.100	513 x 28.6 x 16.4	11.5	4000 k
833.76.101	813 x 28.6 x 16.4	19	4000 k

Drivers
24 V

Dimensional data not binding. We reserve the right to alter specifications without notice.

9

Lighting Technology

Special Order

Stock Available

HAFELE

Dimensional data not binding. We reserve the right to alter specifications without notice.

Light System



T5 Fluorescent
Linkable Lamp



Article No.	Length (mm)	Width (mm)	Height (mm)	Output (Watts)	Light Colour
826.40.722	765	60	50	13	Warm White

Inbuilt Ballast

9

Lighting Technology



DOMUS Line®

Metris LED
Under Cabinet Light



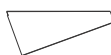
Article No.	Dimensions (mm)	Finish	Output (Watts)	Light Colour
833.31.930	57 x 8	Aluminium	1.6	Natural White
833.31.931	57 x 8	Aluminium	1.6	Warm White

Drivers 12 V

SURFACE MOUNTED HOUSING



Article No.: 833.32.900
Surface mounted ring,
70.5X12mm (ØxH)



Article No.: 833.32.901
Triangular surface
mounted housing,
70.5X32mm (ØxH).

Special Order

Note: Driver to be ordered separately.

Stock Available

Light System



Skate LED
Under Cabinet Light With In Built Dimmer



Article No.	Dimension (mm)	Output (Watts)	Light Colour
833.01.350*	151X66X54	1.6	Natural White
833.01.080#	151X66X54	1.6	Natural White

Drivers
12 V

* Master, with sensor
Slave, without sensor



Smarty LED
Under Cabinet Light With
In Built Dimmer



Article No.	Dimension (mm)	Output (Watts)	Light Colour
833.01.220*	136x66x24	1.6	Natural White
833.01.221#	136x66x24	1.6	Natural White

Drivers
12 V

* Master, with sensor
Slave, without sensor

Special Order

Stock Available



CMYK

HAFELE


Dimensional data not binding. We reserve the right to alter specifications without notice.

Light System

DOMUS Line®

Kite LED
Under Cabinet Light With
In Built Dimmer

Article No.	Dimension (mm)	Output (Watts)	Light Colour
833.01.500*	151X70X64	1.6	Natural White
833.01.501#	151X70X64	1.6	Natural White

* Master, with sensor
Slave, without sensorDrivers
12 V**9****Lighting Technology****Kayak LED**
Under Cabinet Light With
In Built Dimmer

Article No.	Dimension (mm)	Output (Watts)	Light Colour
833.01.510*	170X41X10.5	1.6	Natural White
833.01.511#	170X41X10.5	1.6	Natural White

* Master, with sensor
Slave, without sensorDrivers
12 V

Special Order

Note: Driver to be ordered separately.

Stock Available

CMYK



Light System



Metris LED
Under Cabinet Light



Article No.	Dimension (mm)	Output (Watts)	Light Colour
833.07.081	37X10	1.2	Cool White
833.07.080	37X10	1.2	Warm White

Drivers
350 mV



Shine LED
Surface Mounted Under
Cabinet Light



Article No.	Dimension (mm)	Output (Watts)	Light Colour
833.06.370	50 (Ø) X 5	1.2	Warm White

Drivers
350 mV

Dimensional data not binding. We reserve the right to alter specifications without notice.

9

Lighting Technology

Special Order


Stock Available



CMYK

HAFELE

Dimensional data not binding. We reserve the right to alter specifications without notice.

Light System**Posh LED**
Recess Mounted Under
Cabinet Light

Article No.	Dimension (mm)	Output (Watts)	Light Colour
833.06.150	50 (Ø) x 5	1.2	Warm White

Drivers
350 mV**9****Lighting Technology****LED Drawer Light**
With Infra Red Sensor

Article No.	Dimensions (mm)	Output (Watts)	Light Colour
833.01.003	563 x 18 x 14	2.4	6400 k
833.01.006	863 x 18 x 14	4.8	6400 k

Drivers
12 V

Special Order

Note: Driver to be ordered separately.

Stock Available

CMYK



Light System



T5 Fluorescent
Inner Cabinet Door Light



Article No.	Length (mm)	Width (mm)	Height (mm)	Output (Watts)	Light Colour
833.50.940*	417	80	27	8	6000 k
833.50.941#	417	80	27	8	6000 k
833.50.944#	567	80	27	8	6000 k
833.50.945*	567	80	27	8	6000 k
833.50.946#	867	80	27	14	6000 k
833.50.947*	867	54	25	14	6000 k

* Right Side Sensor
Left Side Sensor

Inbuilt
Ballast



Drawer Light With
Door Sensor Switch



Article No.	Dimensions (mm)	Output (Watts)	Light Colour
833.76.124	563 x 27.5 x 14	2.5	5000 k
833.76.127	863 x 27.5 x 14	4.8	5000 k

Drivers
24 V

Special Order

Stock Available

Dimensional data not binding. We reserve the right to alter specifications without notice.

9

Lighting Technology



CMYK

HAFELE

Dimensional data not binding. We reserve the right to alter specifications without notice.

Light System**LED Drawer Light
With Infra Red Sensor**

Article No.	Length	Width	Height	Output Watts	Light Colour
833.73.061	555 mm	30 mm	20 mm	2	6400 K
833.73.065	855 mm	30 mm	20 mm	2.5	6400 K

Drivers
12 V**Note: Driver to be ordered separately.****LED inner Cabinet Light
With Infrared Sensor**

Article No.	Length	Height	Output Watts	Light Colour
833.04.110	430 mm	28.6 mm	2	3200 K

Drivers
24 V**9****Lighting Technology**

Special Order

Note: Driver to be ordered separately.

Stock Available

CMYK



Light System



Leaf DR
Inside Cabinet LED Light



Article No.	Length (mm)	Width (mm)	Height (mm)	Output (Watts)	Light Colour
833.01.520	600	36	18	2.4	Natural White
833.01.521	900	36	18	3.84	Natural White

Drivers
12 V



York IR
Inside Cabinet LED Light



Article No.	Length (mm)	Width (mm)	Height (mm)	Output (Watts)	Light Colour
833.01.130	135	52	17.5	1.6	Natural White

Drivers
12 V


Dimensional data not binding. We reserve the right to alter specifications without notice.



CMYK


HAFELE

Dimensional data not binding. We reserve the right to alter specifications without notice.

Light System**T5 Wardrobe Rail Light**

Article No.	Length (mm)	Height (mm)	Input	Output (Watts)	Light Colour
827.07.943	864	120	220-240V AC	13	2700 k

Inbuilt Ballast

9**Lighting Technology****Wardrobe Rail Profile (Without LED Strip)**

Article No.	Length (mm)	Width (mm)	Height (mm)	Finish
833.72.735	2500	15	30	Aluminium silver colour anodized



Article No. 803.33.758
End cap, plastic silver coloured anodized 2 pieces



Article No. 802.07.200
Center support, plastic silver colour red anodized 2 pieces

Special Order

Note: Driver to be ordered separately.

Stock Available



Light System



Goccia LED Hanger Light

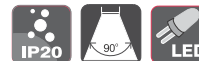


Drivers
12 V

Article No.	Length (mm)	Width (mm)	Height	Output (Watts)	Light Colour
833.01.383	740	75	18	3.36	Natural White



Surface Mounted
Extra Thin Linkable LED Light



Article No.	Length (mm)	Width (mm)	Height (mm)	Output	Light Colour
833.72.902	500	18.6	8	5 x 1 W	3000 k
833.72.903	900	18.6	8	9 x 1 W	3000 k

Drivers
350 mV

Dimensional data not binding. We reserve the right to alter specifications without notice.

Special Order

Stock Available



CMYK

HAFELE

Dimensional data not binding. We reserve the right to alter specifications without notice.

Light SystemSurface Mounted
LED Inner Cabinet

Loox



Article No.	Length	Width	Height	Output (Watts)	Light Colour
833.73.040	575 mm	13 mm	12 mm	1.8	6400 k
833.73.050	575 mm	13 mm	12 mm	1.8	3400 k

Drivers
12 V

9

Lighting Technology

Recessed Mounted
LED For Inner Cabinet Light

Loox



Article No.	Length	Width	Height	Output (Watts)	Light Colour
833.72.000	575 mm	12 mm	14 mm	1.8	3400 k
833.72.010	575 mm	12 mm	14 mm	1.8	6400 k

Drivers
12 V

Special Order

Stock Available

CMYK





CMYK

HÄFELE**Light System**

Surface Mounted
LED Linkable Light
Set Of 3 Lights



Article No.	Length (mm)	Width (mm)	Height (mm)	Output (Watts)	Light Colour
833.70.700	290	10	10	3 x 0.8W	2700 k

Drivers
350 mV

Dimensional data not binding. We reserve the right to alter specifications without notice.

9**Lighting Technology****Special Order****Stock Available**www.hafele.com**9.36**

CMYK





CMYK

HAFELE

Dimensional data not binding. We reserve the right to alter specifications without notice.

**Surface Mounted
LED RGB Decorative Light**

Article No.	Dimensions	Thickness	Output (Watts)	Light Colour
833.54.130	58 mm	7 mm	1.2	RGB
833.73.100 / 833.54.140	52 X 52 x 6mm	6 mm	1.7	RGB

Drivers
12 V**9**

Lighting Technology

Special Order

Note: Driver to be ordered separately.

Stock Available

9.37

www.hafele.com

CMYK





HÄFELE

Drawer Runners



10



HAFELE

Dimensional data not binding. We reserve the right to alter specifications without notice.

Drawer Runners

10

Drawer Runners

Drawer Runners: Ball Bearing Slides Side Mounted Full Extension. Load bearing capacity: Up to 30 kg/pair
Finish: Zinc Galvanized, Black



Finish: Zinc Galvanized

Article No.	Length
422.87.900	250 mm
422.87.901	300 mm
422.87.902	350 mm
422.87.903	400 mm
422.87.904	450 mm
422.87.905	500 mm
422.87.906	550 mm

Finish: Black

Article No.	Length
422.87.300	250 mm
422.87.301	300 mm
422.87.302	350 mm
422.87.303	400 mm
422.87.304	450 mm
422.87.305	500 mm
422.87.306	550 mm

Special Order

Drawer Runners

Ball Bearing Slides Full Extension, Side mounted
Features: Runner can be disengaged using release lever, with stay closed feature for holding in closed position.
Load bearing capacity: Up to 40 kg/pair
Finish: Zinc Galvanized, Black



Finish: Black

Article No.	Length
422.58.325	250 mm
422.58.330	300 mm
422.58.335	350 mm
422.58.340	400 mm
422.58.345	450 mm
422.58.350	500 mm
422.58.355	550 mm
422.58.360	600 mm
422.58.365	650 mm
422.58.370	700 mm

Drawer Runners

Finish: Zinc Galvanized

Article No.	Length
422.58.925	250 mm
422.58.930	300 mm
422.58.935	350 mm
422.58.940	400 mm
422.58.945	450 mm
422.58.950	500 mm
422.58.955	550 mm
422.58.960	600 mm
422.58.965	650 mm
422.58.970	700 mm

Ball Bearing Runner
Product Features:
Material: Mild Steel
Finish: Zinc Plated
Weight Bearing Capacity: Approx. 25 Kg
Extension: Full extension for all sizes
Available Sizes: 250 to 550 mm



Finish: Zinc Galvanized

Article No.	Length
420.50.626	250 mm
420.50.631	300 mm
420.50.636	350 mm
420.50.641	400 mm
420.50.646	450 mm
420.50.651	500 mm
420.50.656	550 mm

Stock Available



CMYK

HÄFELE

Drawer Runners

Soft Close Ball Bearing Runner
40 Kg



Finish: Zinc Plated

Article No.	Length
432.02.091	300 mm
432.02.092	350 mm
432.02.093	400 mm
432.02.094	450 mm
432.02.095	500 mm
432.02.096	550 mm
432.02.097	600 mm

Dimensional data not binding. We reserve the right to alter specifications without notice.

Drawer Runners

10

Special Order

Stock Available

www.hafele.com

10.02

CMYK



HAFELE

Dimensional data not binding. We reserve the right to alter specifications without notice.

Drawer Runners

10

Drawer Runners

Econo Box :
Self closing drawer System slide with double stop Single extension.
Load bearing capacity : 25 kg.
Finish : Steel, Duly epoxy coated
Cream RAL9001.



Article No.	Height	Length
555.93.440	54 mm	400 mm
555.93.445	54 mm	450 mm
555.94.440	86 mm	400 mm
555.94.445	86 mm	450 mm
555.94.450	86 mm	500 mm
555.95.440	118 mm	400 mm
555.95.445	118 mm	450 mm
555.95.450	118 mm	500 mm

Special Order

Drawer Runners

Soft Close Mechanism for Draw Runners & Meta Box

Area of application:
Roller runners, ball bearing runners without retainer retention, groove mounted runners, Metabox, Econobox.
Load Bearing capacity:
25 kg load bearing capacity, with 2 sided installation
Material: Plastic
Colour: Light grey and black
Installation: On one or both side, soft and self closing mechanism for scre fixing to side panel of cabinet, follower is fix to side panel of drawer.



smus


Article No.	Runner Length
432.13.507	For ball bearing & Soft Roller Runners
432.13.508	For Single Wall Runners (Metabox & Econobox)

Stock Available



TANDEM Runner System

TANDEM Single Extension 30 Kg. Runners with Integrated BLUMOTION for wooden drawers & pull-outs



Article No.	Description
TDR.SE.270B3	TANDEM Runner NL 270mm Single Extension 30Kg with Locking Bracket
TDR.SE.300B3	TANDEM Runner NL 300mm Single Extension 30Kg with Locking Bracket
TDR.SE.350B3	TANDEM Runner NL 350mm Single Extension 30Kg with Locking Bracket
TDR.SE.400B3	TANDEM Runner NL 400mm Single Extension 30Kg with Locking Bracket
TDR.SE.450B3	TANDEM Runner NL 450mm Single Extension 30Kg with Locking Bracket
TDR.SE.500B3	TANDEM Runner NL 500mm Single Extension 30Kg with Locking Bracket
TDR.SE.550B3	TANDEM Runner NL 550mm Single Extension 30Kg with Locking Bracket

Special Order

TANDEM Locking Device

Front Locking Device for TANDEM Runner



Article No.	Description
B20.03.290	T51.1700.04 Left Locking device for TANDEM runners
B20.03.530	T51.1700.04 Right Locking device for TANDEM runners

Dimensional data not binding. We reserve the right to alter specifications without notice.

Drawer Runners

10

Stock Available



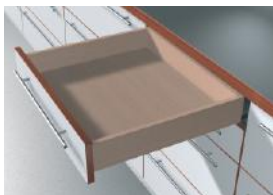
CMYK

HÄFELE**blum®**

Drawer Runners

10

Dimensional data not binding. We reserve the right to alter specifications without notice.

TANDEM Runner System**TANDEM FullExtension 30 Kg. Runners with Integrated BLUMOTION for wooden drawers & pull-outs**

Article No.	Description
TDR.FE.270B3	TANDEM Runner NL 270mm Full Extension 30Kg with Locking Bracket
TDR.FE.300B3	TANDEM Runner NL 300mm Full Extension 30Kg with Locking Bracket
TDR.FE.350B3	TANDEM Runner NL 350mm Full Extension 30Kg with Locking Bracket
TDR.FE.400B3	TANDEM Runner NL 400mm Full Extension 30Kg with Locking Bracket
TDR.FE.450B3	TANDEM Runner NL 450mm Full Extension 30Kg with Locking Bracket
TDR.FE.500B3	TANDEM Runner NL 500mm Full Extension 30Kg with Locking Bracket
TDR.FE.550B3	TANDEM Runner NL 550mm Full Extension 30Kg with Locking Bracket

TANDEM FullExtension 50 Kg. Runners with Integrated BLUMOTION for wooden drawers & pull-outs

Article No.	Description
TDR.FE.500B5	TANDEM Runner NL 500mm Full Extension 50Kg with Locking Bracket
TDR.FE.550B5	TANDEM Runner NL 550mm Full Extension 50Kg with Locking Bracket
TDR.FE.600B5	TANDEM Runner NL 600mm Full Extension 50Kg with Locking Bracket
TDR.FE.650B5	TANDEM Runner NL 650mm Full Extension 50Kg with Locking Bracket
TDR.FE.700B5	TANDEM Runner NL 700mm Full Extension 50Kg with Locking Bracket
TDR.FE.750B5	TANDEM Runner NL 750mm Full Extension 50Kg with Locking Bracket

Special Order

TANDEM Locking Device**Front Locking Device for TANDEM Runner**

Article No.	Description
B20.03.290	T51.1700.04 Left Locking device for TANDEM runners
B20.03.530	T51.1700.04 Right Locking device for TANDEM runners

Stock Available


CMYK





TANDEM Runner System

TANDEM Single Extension 30 Kg. Runners compatible with TIP-ON for wooden drawers & pull-outs



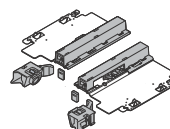
Article No.	Description
TDR.SE.270T3	TANDEM Runner NL 270mm Single Extension 30Kg with Locking Bracket
TDR.SE.300T3	TANDEM Runner NL 300mm Single Extension 30Kg with Locking Bracket
TDR.SE.350T3	TANDEM Runner NL 350mm Single Extension 30Kg with Locking Bracket
TDR.SE.400T3	TANDEM Runner NL 400mm Single Extension 30Kg with Locking Bracket
TDR.SE.450T3	TANDEM Runner NL 450mm Single Extension 30Kg with Locking Bracket
TDR.SE.500T3	TANDEM Runner NL 500mm Single Extension 30Kg with Locking Bracket
TDR.SE.550T3	TANDEM Runner NL 550mm Single Extension 30Kg with Locking Bracket
TDR.SE.600T3	TANDEM Runner NL 600mm Single Extension 30Kg with Locking Bracket
TDR.SE.650T3	TANDEM Runner NL 650mm Single Extension 30Kg with Locking Bracket

Special Order



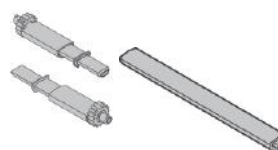
Drawer Runners

Tip on for TANDEM Single Extension (Self opening for drawers)



Article No.	Description
B89.97.030	T55.1150S Tip on complete for TANDEM single extension 550H with adjustable trigger

TANDEM TIP-ON Pinion Accessories (For single & Full Extension)



Article No.	Description
B89.95.671	T55.889W TIP-ON Synchronisation linkage, C.W greater than = 1200mm
B89.95.120	T55.000R Dust Grey half round pinion connector Set

TANDEM front adjustment

Article No.	Description
B18.29.151	295.1000 front adjustment bracket

Stock Available

Dimensional data not binding. We reserve the right to alter specifications without notice.

Drawer Runners

10


Dimensional data not binding. We reserve the right to alter specifications without notice.

Drawer Runners

10

TANDEM Runner System

TANDEM Full Extension 30 Kg. Runners compatible with TIP-ON for wooden drawers & pull-outs



Article No.	Description
TDR.FE.270T3	TANDEM Runner NL 270mm Full Extension 30Kg with Locking Bracket, Compatible with Tip On
TDR.FE.300T3	TANDEM Runner NL 300mm Full Extension 30Kg with Locking Bracket, Compatible with Tip On
TDR.FE.350T3	TANDEM Runner NL 350mm Full Extension 30Kg with Locking Bracket, Compatible with Tip On
TDR.FE.400T3	TANDEM Runner NL 400mm Full Extension 30Kg with Locking Bracket, Compatible with Tip On
TDR.FE.450T3	TANDEM Runner NL 450mm Full Extension 30Kg with Locking Bracket, Compatible with Tip On
TDR.FE.500T3	TANDEM Runner NL 500mm Full Extension 30Kg with Locking Bracket, Compatible with Tip On
TDR.FE.550T3	TANDEM Runner NL 550mm Full Extension 30Kg with Locking Bracket, Compatible with Tip On

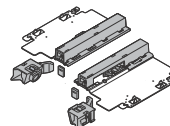
TANDEM Full Extension 50 Kg. Runners compatible with TIP-ON for wooden drawers & pull-outs

Article No.	Description
TDR.FE.270T5	TANDEM Runner NL 270mm Full Extension 50Kg with Locking Bracket, Compatible with Tip On
TDR.FE.500T5	TANDEM Runner NL 500mm Full Extension 50Kg with Locking Bracket, Compatible with Tip On
TDR.FE.550T5	TANDEM Runner NL 550mm Full Extension 50Kg with Locking Bracket, Compatible with Tip On
TDR.FE.600T5	TANDEM Runner NL 600mm Full Extension 50Kg with Locking Bracket, Compatible with Tip On
TDR.FE.650T5	TANDEM Runner NL 650mm Full Extension 50Kg with Locking Bracket, Compatible with Tip On

Special Order

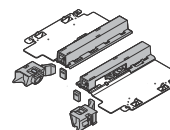
TANDEM Runners

Tip on for TANDEM Full Extension (Self opening for drawers)



Article No.	Description
B89.97.274	T55.7150S Tip on complete for TANDEM Runner 560 & 566 with adjustable trigger

Tip on for TANDEM Full Extension Runners (Self opening for drawers)



Article No.	Description
B00.09.564	T55.7150S Tip on complete for TANDEM Runner 560 & 566 with adjustable trigger

Stock Available



CMYK

blum

HÄFELE

MOVENTO Runner System



Dimensional data not binding. We reserve the right to alter specifications without notice.

Drawer Runners

10

Special Order

Stock Available

www.hafele.com

10.08

CMYK





Dimensional data not binding. We reserve the right to alter specifications without notice.

Drawer Runners

10

MOVENTO Runner System

MOVENTO Full Extension 40 Kg. Runners with integrated BLUMOTION for wooden drawers & pull-outs



Article No.	Description
MVT.FE.400B4	MOVENTO Full Extension 40 Kg. Runners With Integrated BLUMOTION N.L 400MM & Locking Bracket Set
MVT.FE.450B4	MOVENTO Full Extension 40 Kg. Runners With Integrated BLUMOTION N.L 450MM & Locking Bracket Set
MVT.FE.500B4	MOVENTO Full Extension 40 Kg. Runners With Integrated BLUMOTION N.L 500MM & Locking Bracket Set
MVT.FE.550B4	MOVENTO Full Extension 40 Kg. Runners With Integrated BLUMOTION N.L 550MM & Locking Bracket Set
MVT.FE.600B4	MOVENTO Full Extension 40 Kg. Runners With Integrated BLUMOTION N.L 600MM & Locking Bracket Set



MOVENTO Full Extension 60 Kg. Runners with integrated BLUMOTION for wooden drawers & pull-outs


Article No.	Description
MVT.FE.450B6	MOVENTO Full Extension 60 Kg. Runners With Integrated BLUMOTION N.L 450MM & Locking Bracket Set
MVT.FE.500B6	MOVENTO Full Extension 60 Kg. Runners With Integrated BLUMOTION N.L 500MM & Locking Bracket Set
MVT.FE.550B6	MOVENTO Full Extension 60 Kg. Runners With Integrated BLUMOTION N.L 550MM & Locking Bracket Set
MVT.FE.600B6	MOVENTO Full Extension 60 Kg. Runners With Integrated BLUMOTION N.L 600MM & Locking Bracket Set
MVT.FE.650B6	MOVENTO Full Extension 60 Kg. Runners With Integrated BLUMOTION N.L 650MM & Locking Bracket Set
MVT.FE.700B6	MOVENTO Full Extension 60 Kg. Runners With Integrated BLUMOTION N.L 700MM & Locking Bracket Set
MVT.FE.750B6	MOVENTO Full Extension 60 Kg. Runners With Integrated BLUMOTION N.L 750MM & Locking Bracket Set

Special Order

Stock Available

MOVENTO Runner System

MOVENTO Full Extension 40 Kg. Runners compatible with TIP-ON for wooden drawers & pull-outs



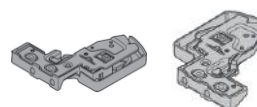
Article No.	Description
MVT.FE.250T4	MOVENTO Full Extension 40 Kg. Runners compatible with TIP-ON N.L 250MM & Locking Bracket Set
MVT.FE.270T4	MOVENTO Full Extension 40 Kg. Runners compatible with TIP-ON N.L 270MM & Locking Bracket Set
MVT.FE.300T4	MOVENTO Full Extension 40 Kg. Runners compatible with TIP-ON N.L 300MM & Locking Bracket Set
MVT.FE.350T4	MOVENTO Full Extension 40 Kg. Runners compatible with TIP-ON N.L 350MM & Locking Bracket Set
MVT.FE.400T4	MOVENTO Full Extension 40 Kg. Runners compatible with TIP-ON N.L 400MM & Locking Bracket Set
MVT.FE.450T4	MOVENTO Full Extension 40 Kg. Runners compatible with TIP-ON N.L 450MM & Locking Bracket Set
MVT.FE.500T4	MOVENTO Full Extension 40 Kg. Runners compatible with TIP-ON N.L 500MM & Locking Bracket Set
MVT.FE.550T4	MOVENTO Full Extension 40 Kg. Runners compatible with TIP-ON N.L 550MM & Locking Bracket Set
MVT.FE.600T4	MOVENTO Full Extension 40 Kg. Runners compatible with TIP-ON N.L 600MM & Locking Bracket Set

MOVENTO Full Extension 60 Kg. Runners compatible with TIP-ON for wooden drawers & pull-outs

Article No.	Description
MVT.FE.450T6	MOVENTO Full Extension 60 Kg. Runners compatible with TIP-ON N.L 450MM & Locking Bracket Set
MVT.FE.500T6	MOVENTO Full Extension 60 Kg. Runners compatible with TIP-ON N.L 500MM & Locking Bracket Set
MVT.FE.550T6	MOVENTO Full Extension 60 Kg. Runners compatible with TIP-ON N.L 550MM & Locking Bracket Set
MVT.FE.600T6	MOVENTO Full Extension 60 Kg. Runners compatible with TIP-ON N.L 600MM & Locking Bracket Set
MVT.FE.650T6	MOVENTO Full Extension 60 Kg. Runners compatible with TIP-ON N.L 650MM & Locking Bracket Set



MOVENTO Front Locking Device



Article No.	Description
B64.49.983	T51.7601 MOVENTO Locking device with side adjustment, Left
B66.16.738	T51.7601 MOVENTO Locking device with side adjustment, Right

Dimensional data not binding. We reserve the right to alter specifications without notice.

Drawer Runners

10

Special Order

Stock Available

Dimensional data not binding. We reserve the right to alter specifications without notice.

Drawer Runners

10

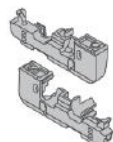
MOVENTO Runner System

MOVENTO TIP-ON Accessories Set



Article No.	Description
MVT.TP.SET	MOVENTO TIP-ON Set For Drawers Of Width Greater than 600 Mm

MOVENTO Depth adjustment Device (Not for TIP-ON)



Article No.	Description
B76.46.995	298.7600 posistop & depth adjustment for MOVENTO locking device

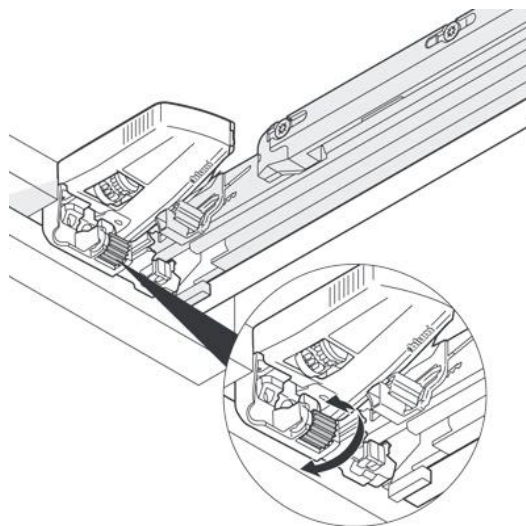
MOVENTO side Stabilisation Kit (drawer width greater than 1400mm)



Article No.	Description
B86.22.294	ZS7.400MU MOVENTO side Stabilisation for N.L.= 400mm
B46.93.836	ZS7.600MU MOVENTO side Stabilisation for N.L.= 600mm

Special Order

Stock Available



MOVENTO Depth adjustment Feature

Table and Desk Fittings



Furniture Castors

Tandema 50 twin wheel castor
with mounting plate

Load bearing capacity: 50 kg
per castor

Wheel Diameter: 50 mm

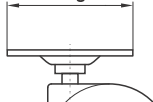
Finish: Plastic, matt black



Without brake

With brake

Mounting Plate



Article No. Brake	Article No. Without Brake	Installation Height
	660.50.371	68 mm
660.08.321	660.07.321	63 mm

Twin Wheel Castor

with mounting plate but without
brake

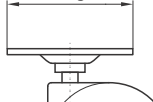
Wheel Diameter: 35 mm

Load bearing capacity: 25 kg
per castor

Finish: Plastic, matt black



Mounting Plate



Article No.	Installation height
660.07.301	48 mm

Special Order

Furniture Castors

Swivelling castor: Press fitted
in a housing of Ø 40 mm

Load bearing capacity: 50 kg
per castor

Finish: Plastic, Black

Castor: Hard Plastic



Article No.	Wheel Diameter
661.04.309	15 mm

Ball Castor:

Recessed mounted

Material: Steel

Finish: Yellow Chromatized

Housing, Chrome Plated Ball



Article No.	Recess Part Ø mm
661.02.210	16 mm
661.02.230	23.5 mm
661.02.250	33 mm

Furniture Castors

Castor: For forward/backward
running only. Preferably for bed
storage pull-outs

Load bearing capacity: 40 kg
per castor

Finish: Steel housing

Galvanized, white plastic wheel

Running surface: Hard Floors

Wheel Diameter: 35 mm



Article No.	Installation Height
660.98.904	41 mm

Stock Available

Table Legs

RONDELLA Table leg: Straight **Cylindrical in shape**, with Black plastic glide
Material: Steel
Size: Ø 60 mm x 710 mm in height including, mounting plate in zinc alloy



Article No.	Finish
635.24.271	White Aluminium
635.24.273	Chrome plated polished
635.24.371	Black
635.24.471	Stainless steel clear

Special Order

Table Legs

RONDELLA Table leg: Straight **Cylindrical in shape**, with Castor (with brake) of Ø 75 mm
Material: Steel
Size: Ø 60 mm x 710 mm in height including, mounting plate and castor



Article No.	Finish
635.65.270	White Aluminium

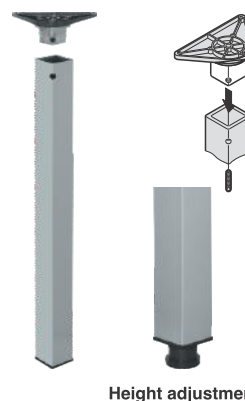
Set 4 folding legs
Size: 705mm
leg dia : 50mm



Article No.	Finish
635.28.204	Chrome-plated
635.28.304	Orange peel black
635.28.504	Orange peel grey

Table Legs

RONDELLA Table leg: Straight **Square in shape**
 With height adjustment + 25 mm
Material: Steel
Size: 710 mm including the mounting plate thickness



Size: 60 x 60 mm

Article No.	Finish: Table leg/ Head piece
635.59.271	Chrome plated polished
635.59.006	Stainless steel coloured, transparent lacquered
635.59.671	Nickel plated matt
635.59.371	Black
635.59.272	White Aluminium

Stock Available

Dimensional data not binding. We reserve the right to alter specifications without notice.

Table and Desk Fittings

11



CMYK

HAFELE

Dimensional data not binding. We reserve the right to alter specifications without notice.

Table Legs**RONDELLA Table leg**

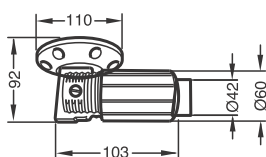
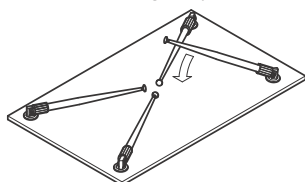
Straight

Conical in shape with Folding mechanism

With height adjustment + 15 mm

Size: 710 mm including mounting plate**Material:** Steel

Height adjustment

**Diameter:** Ø 42 mm**Article No.** **Finish:** Table leg/
Head piece**635.64.271** Chrome plated
polished

Special Order

Furniture Glides**Material:** Plastic**Height:** 5 mm**Colour:** White**Diameter:** 19-25 mm**Installation:** Knocking in

Article No.	Diameter in mm
650.02.190	19 mm
650.02.250	25 mm

Material: Plastic, with
Intermediate black rubber layer,
Base in steel, nickel plated**Height:** 8 mm**Installation:** Knocking in

Article No.	Diameter in mm
650.11.181	18 mm
650.11.207	20 mm
650.11.225	23 mm

Material: With Intermediate
Plastic layer, Base in grey felt**Height:** 9 mm**Diameter:** 20 mm**Installation:** Screw fixing


Article No.	Diameter in mm
650.20.720	20 mm

**Glide, With Intermediate Rubber
Layer, Steel Nickel Plated,**

Article No.	Diameter in mm
650.11.181	18 mm

Furniture Glides**Material:** Brown Felt**Colour:** Brown**Installation:** Glue fixing (self
adhesive)**ROUND**

Article No.	Diameter in mm
650.06.103	20 mm
650.06.105	24 mm

Material: Brown Felt**Colour:** Brown**Installation:** Glue fixing (self
adhesive)**SQUARE**

Article No.	Size in mm
650.06.121	20 x 20 mm
650.06.122	25 x 25 mm

Stock Available



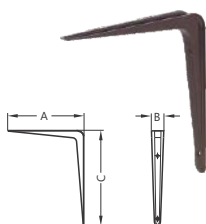
Accessories

Folding bracket: For tables, benches etc.
Load bearing capacity: 50 kg - 85 kg per pair
Material: Steel, Powder coated
Version: With locking mechanism



White coated Article No.	Brown coated Article No.	Load bearing capacity
287.40.114	287.40.212	70 kg
287.40.123	287.40.221	85 kg

Fixed bracket
Load bearing capacity: 36-70 kg per pair
Material: Steel

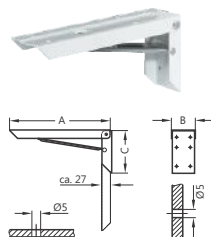


White coated Article No.	Size in mm	Load bearing Capacity
287.30.110	75X100X30	36 kg
287.30.128	125X150X34	40 kg
287.30.164	200x250x42	50 kg
287.30.173	250x300x46	60 kg
287.30.182	300x350x47	70 kg
Brown coated		
287.30.208	75X100X30	36 kg
287.30.226	125X150X34	40 kg
287.30.262	200x250x42	50 kg
287.30.271	250x300x46	60 kg
287.30.290	300x350x47	70 kg

Special Order

Brackets

Bracket: Folding downwards
Load bearing capacity: 100 kg per pair
Material: Steel
Finish: White coated bracket, galvanized support
Version: With locking mechanism



Article No.	Dimension (AxBxC)
287.54.726	250mm x 60mm x 105mm
287.54.731	300mm x 60mm x 105mm

Step Stool Ladder

Step Stool Ladder
Material: Steel
Finish: White Powder Coated Frame with Grey base
Version: With 2 steps
Weight Carrying Capacity: 100Kg
Height: 435 mm



Article No.	
505.07.702	Step Stool, 435mm Height, White Frame Grey Base

Dimensional data not binding. We reserve the right to alter specifications without notice.

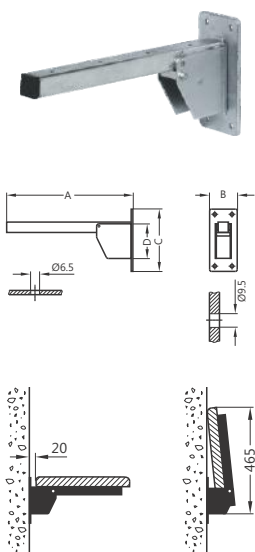
Table and Desk Fittings

11

Stock Available

Brackets

TIKLA bracket: Folding upwards
Load bearing capacity: 500 kg per pair
Finish: Bright-galvanized
Dimension (A x B x C x D): 360 mm x 80 mm x 180 mm x 100 mm



Article No.	Finish
287.53.936	Bright galvanized

Connecting Brackets

Load bearing capacity
100kg per pair

Material: Steel
Finish: Galvanized
Version : With locking mechanism

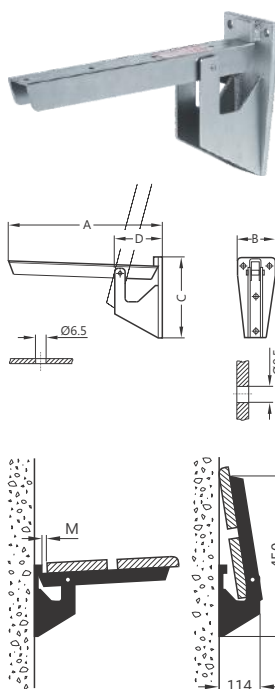


Article No.	Load bearing capacity
287.54.721	100 kg

Special Order

Brackets

HEBGO bracket: Folding upwards
Load bearing capacity: 500 kg per pair
With and Without pull-in spring
Finish: Hot-galvanized
Dimension (A x B x C x D): 380 mm x 80 mm x 180 mm x 100 mm



Without pull-in spring

Article No.	Finish
287.47.917	Hot galvanized

With pull-in spring

Article No.	Finish
287.47.920	Hot galvanized

Brackets

Coat Hook Aluminium
21x33x40 mm



Article No.	Finish
845.02.803	Aluminium

Coat Hook Aluminium
60x30x50 mm



Article No.	Finish
845.12.809	Aluminium

Coat Hook Aluminium
76x76x123 mm



Article No.	Finish
885.05.201	Aluminium

Stainless Steel Hook,
dia 20 mmx35 Mm




Article No.	Finish
842.57.090	Aluminium

Stock Available



HÄFELE

Screws and Tools

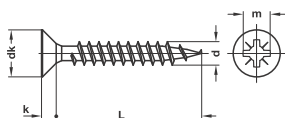


12



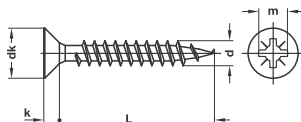
Fixing Screws

Hospa Chipboard Screws, Countersunk Head with Full Threading
Finish : Steel, Nickel Plated
MOQ: 1000 pcs



Article No.	Diameter x Length
015.35.637	3.5 mm x 15 mm
015.35.824	4.0 mm x 15 mm
015.35.833	4.0 mm x 17 mm
015.35.842	4.0 mm x 20 mm

Hospa Chipboard Screws, Countersunk Head with Full Threading
Finish : Steel, Galvanized
MOQ: 1000 pcs

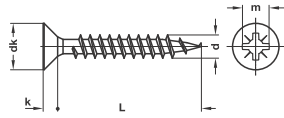


Article No.	Diameter x Length
015.31.620	3.5 mm x 13 mm
015.31.657	3.5 mm x 20 mm
015.31.675	3.5 mm x 25 mm
015.31.684	3.5 mm x 30 mm
015.31.951	4.5 mm x 35 mm

Special Order

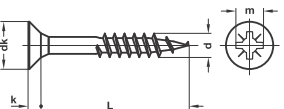
Fixing Screws

Hospa Chipboard Screws, Countersunk Head with Full Threading
Finish : Steel, Galvanized
MOQ: 1000 pcs



Article No.	Diameter x Length
015.31.255	2.5 mm x 16 mm
015.31.335	3.0 mm x 15 mm
015.31.540	3.0 mm x 17 mm
015.31.639	3.5 mm x 15 mm
015.31.648	3.5 mm x 17 mm
015.31.853	4.0 mm x 25 mm
015.31.871	4.0 mm x 35 mm
015.31.942	4.5 mm x 30 mm

Hospa Chipboard Screws, Countersunk Head with Partly Threading
Finish : Steel, Galvanized
MOQ: 1000 pcs



Article No.	Diameter x Length
015.41.886	4.0 mm x 40 mm
015.41.966	4.5 mm x 40 mm

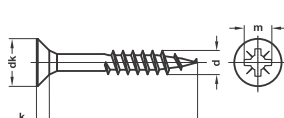
Flat Head Combination Cross Slot Screw
Finish : Steel, Galvanized
MOQ: 1000 pcs



Article No.	Diameter x Length
022.35.252	4 mm x 25 mm
022.35.305	4 mm x 30 mm

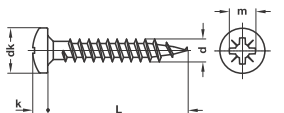
Fixing Screws

Hospa Chipboard Screws, Countersunk Head with Partly Threading
Finish : Steel, Yellow chromated
MOQ: 1000 pcs



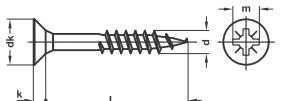
Article No.	Diameter x Length
015.44.341	6.0 mm x 50 mm

Hospa Chipboard Screws, Pan Head with Full Threading
Finish: Steel, Galvanized
MOQ: 1000 pcs



Article No.	Diameter x Length
015.71.633	3.5 mm x 15 mm
015.71.848	4.0 mm x 20 mm
015.71.857	4.0 mm x 25 mm
015.71.875	4.0 mm x 35 mm
015.71.884	4.0 mm x 40 mm
015.71.928	4.5 mm x 20 mm

Hospa Chipboard Screws, Countersunk Head with Partly Threading
Finish : Steel, Galvanized
MOQ: 5000 pcs



Article No.	Diameter x Length
017.01.944	4.5 mm x 30 mm
017.01.971	4.5 mm x 45 mm

Stock Available



CMYK

HÄFELE**Unitool**

Multi Drilling Jig: For precision drilling of Minifix connectors, concealed hinges, Mounting plates, System 32 mounting panels

**Supplied with**

- 1 Basic jig with stop plate and drilling sleeves for Ø 5 mm drill holes
- 1 Replaceable drilling jig for System 32
- 1 Drill guide for drilling holes in edges of 16/19/22 mm
- 1 Drill guide for drilling holes in edges of 15/18/18 mm
- 4 Drilling sleeves Ø 8 mm
- 2 Marking pins for depth gauge
- 1 Allen key SW 2

Article No.	
001.25.000	
Also order	
001.25.031	Drilling jig for Ø 35mm
001.25.023	Drilling jig for Minifix 15, d=34 mm
001.28.129	Depth gauge

Special Order

Stock Available

Dimensional data not binding. We reserve the right to alter specifications without notice.

Glass Gluing Technique and Fittings, Screws, Tools

12

CMYK

